

# 12/6/19 - Weekly Board Notes

## **Seth Deniston - District Wide SERP Meeting:**

On Tuesday, Nov. 19th, we held a District wide SERP (School Emergency Response Planning) meeting at Midtown. All buildings and departments were represented, and most of our SROs and partners from the CDA Police Department were in attendance (including **Chief White**, **Capt. Hagar** and others). We discussed updated language to our Evacuation, Lockdown and Safety Hold procedures, as well as notification practices, follow up, and parent communication. Moving forward, **Dean Keck** is working with buildings to simplify and streamline emergency response books, and we will be developing and drafting smaller books for our next meeting in January. We also discussed a Safety Hold training video **Scott Maben** and Dean are working on, and also previewed a Reunification Plan draft coming soon.

## **Mike Nelson - Mobility Rate For 2018-2020 School Year:**

[The District's mobility rate for the 2018-2019 school year was 15.9%](#). What does that mean? Well, it means that 84.1% of all students enrolled by October 1st were enrolled in the same school by the end of May. However, we did see several schools with varying mobility or some uniqueness within specific grade levels. By percentage, we saw the highest mobility in our high schools.

## **Kate Orozco - Teacher Leader Academy (TLA):**

This week teacher leaders from the Wednesday group spent the morning in the classrooms of the Thursday TLA teachers, and vice versa. The purpose of the lab experiences was not only to gain insights and ideas from their colleagues' teaching, but also to give and receive useful feedback about teaching and learning. One article that guided our learning is linked [here](#); from the book *Thanks for the Feedback*.

## **Jeff Voeller: Lakes Gym Floor:**

Check out the following video from Paul @ Wyoming Wood Floors. He is the guy in the leather cowboy hat & vest (he is the owner).

<https://sites.google.com/s/1Vjt5cfw-Do90ZRagRrobkEAEAfL26wwP/p/1GRkqpu8D-or3ei-kFBmG9ZdobDSEcRat/edit?pli=1>

## **Kate Orozco - Kindergarten:**

In October we reported that a small team of administrators, along with **Andi West** and **Keith Orchard**, began addressing the information coming to us about the academic and social/emotional needs of our current kindergarten children. As was reported in the most recent Board meeting, the fall IRI data reflects what teachers and administrators have noticed about the increasing significant academic, social, emotional, and readiness needs of our kindergarteners.

The AdHoc team has studied the challenges in order to begin to develop both short term and long term solutions. The Kinder Ad Hoc Admin team (which also now includes counselors) has met several times and then reported their work to the Elementary Administrative team for feedback. Several more meetings are scheduled for the Kinder Committee, the Elementary Administrators, and at least one meeting with kindergarten teachers. The plan is to bring a proposal to Cabinet in February for its consideration and input. Possible solutions and approaches have been wide in scope, including more PD for kinder teachers, more effective partnerships with preschools, stronger outreach to families, staggered starts at the beginning of the year, etc. Right now possible solutions are still in the exploration stage.



**Mike Nelson - Graduation Rate Appeals Continue To Be Reviewed:**

Our registrar's continue to review graduation rate appeals. We expect that our current appeals will be finalized by this Friday with one additional week of follow-up opening next week.

Overall, we've seen some very nice growth in these rates, currently shown below:

4-Year Cohort "On-Time" Graduation Rate	OFFICIAL 2017-2018	PRELIMINARY 2018-2019 As of 11/13/19	Non-Graduates Identified	Current Appeals Approved	Current Appeals Still to be Reviewed	Appeals Returned by State Department	Current Appeals Denied by State Department
Coeur d'Alene High School	90.20%	94.30%	73	56	1	1	1
Lake City High School	89.10%	93.30%	93	80	1	1	16
Venture High School	61.80%	54.20%	41	11	0	0	3
Coeur d'Alene School District	87.50%	90.30%	207	147	2	2	20

# 11/30/19 - Current Enrollment Numbers Reports:

ELEMENTARY ENROLLMENT NUMBERS - 2019-20 SY

A8 of 11-30-19

	Pre School	K	1	2	3	4	5	6	TOTAL
113 NW Expedition JL Middle **Full Day K		23 24 23	23 23	24 25	26 26	26 25	24 23	NW Expedition	294
115 ATLAS Pre School JL Middle		23 23 22 22	24 24 25 26	25 24 25 25	26 24 27 25	30 31 32	26 28 29 30	Atlas	597
115 SKYWAY Extended Resource JL Middle	1 Total	22 23 24	21 20 20 22 22	26 26 27 7 14	26 28 29 29 7 17	29 29 31 30	32 31 31 30	Skyway	647
116 RAMSEY Extended Resource JL Middle		24 22 23 20 25	23 23 23 24 24	25 26 25 26 25	26 25 24 13 12	29 29 29 29 26	30 29 29 29 26	Ramsey	741
119 HAYDEN MEADOWS JL Middle		23 23 21	22 22 22	25 26 25	25 25 25 25	30 30 29	29 29 31	HM	489
120 DALTON JL Middle		25 25	23 22 21	25 26 25	23 23 23	26 29 29	30 30 30	Dalton	438
121 BORAH **FULL DAY K Pre School K/Pre Plus JL Middle		25 25 24	22 23 23	25 25	24 24	26 26	26 27	Borah	350
122 BRYAN **FULL DAY K JL Middle		24 24 24	23 23 24	23 25 23	26 26 10 18	27 27 15 12	30 31	Bryan	408
124 FERNAN **FULL DAY K LW-2026 JL Middle		23 23 24	21 22 23	24 26 13 10	25 25 26	26 29 15 12	27 28	Fernan	424
127 SORENSEN JL Middle		24 23	23 23	25 26	26 26	29 29	30 30	Sorensen	315
128 WINTON **FULL DAY K Pathways JL Middle		24 24 25	25 25 24	27 27 25 24	24 25 25	31 30 28	30 29	Winton	501
128 EARLY CHILDHOOD CENTER	105 106								Includes PK
<b>TOTAL</b>	<b>106</b>	<b>795</b>	<b>843</b>	<b>862</b>	<b>870</b>	<b>895</b>	<b>939</b>		<b>5204</b> 5310

Shuttle Bx  
Atlas to D  
Dalton to I  
Atlas to N  
Skyway to I

Shuttle C  
Meadows  
NEA to M  
Winton to B  
Bryan to B  
Winton to I  
Dalton to I

Classes over CAP      Full-Day Tuition Kindergarten      Full-K Class from another school

**2019-2020-- MS & HS -- ENTITY ENROLLMENT NUMBERS**

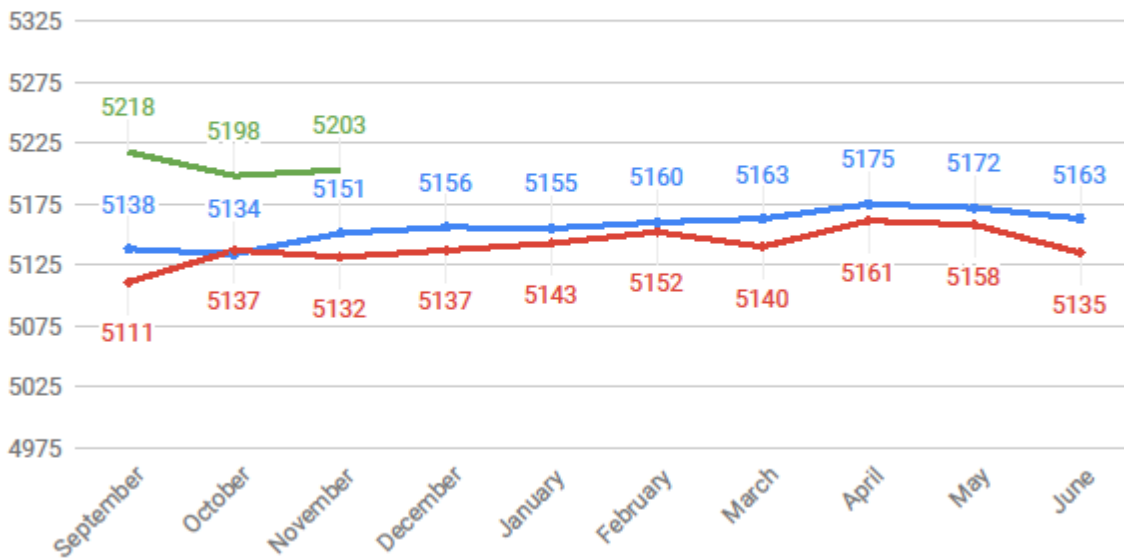
As of 11-30-19

	6	7	8	9	10	11	12	TOTAL
CMS	267	301	296					864
LMMS	242	255	219					716
WMS	317	282	306					905
CHS				398	359	349	326	1432
LCHS				453	436	412	358	1659
VHS			0	21	47	45	53	166
JDC		1	2	5	6	4	4	22
<b>TOTAL</b>	<b>826</b>	<b>839</b>	<b>823</b>	<b>877</b>	<b>848</b>	<b>810</b>	<b>741</b>	<b>5764</b>

**11/30/19 - Elementary and Secondary Enrollment Comparison Reports:**

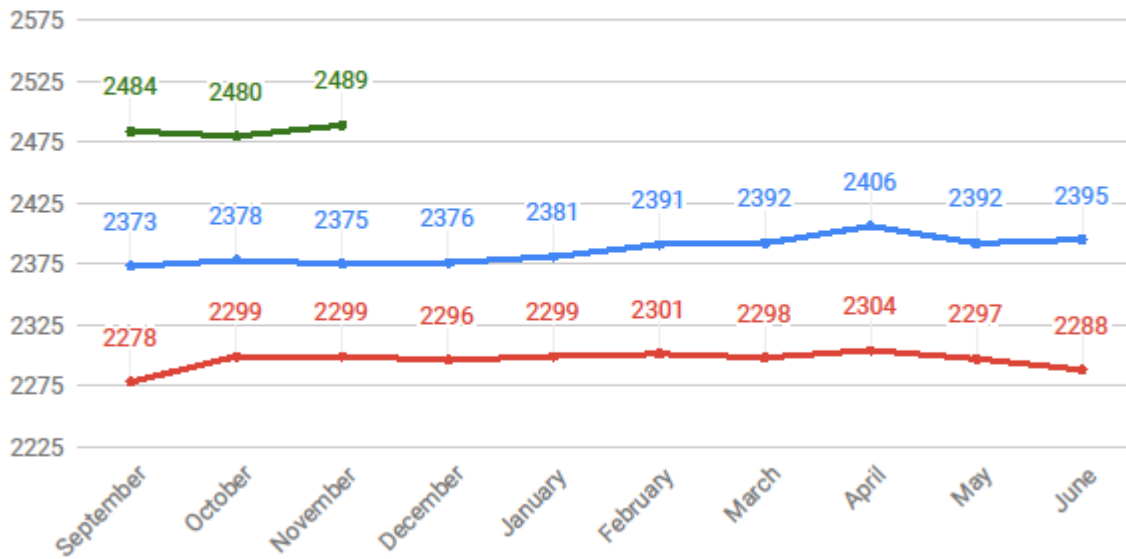
**ELEMENTARY ENROLLMENT**

2017-18 (Red)      2018-19 (Blue)      2019-20 (Green)



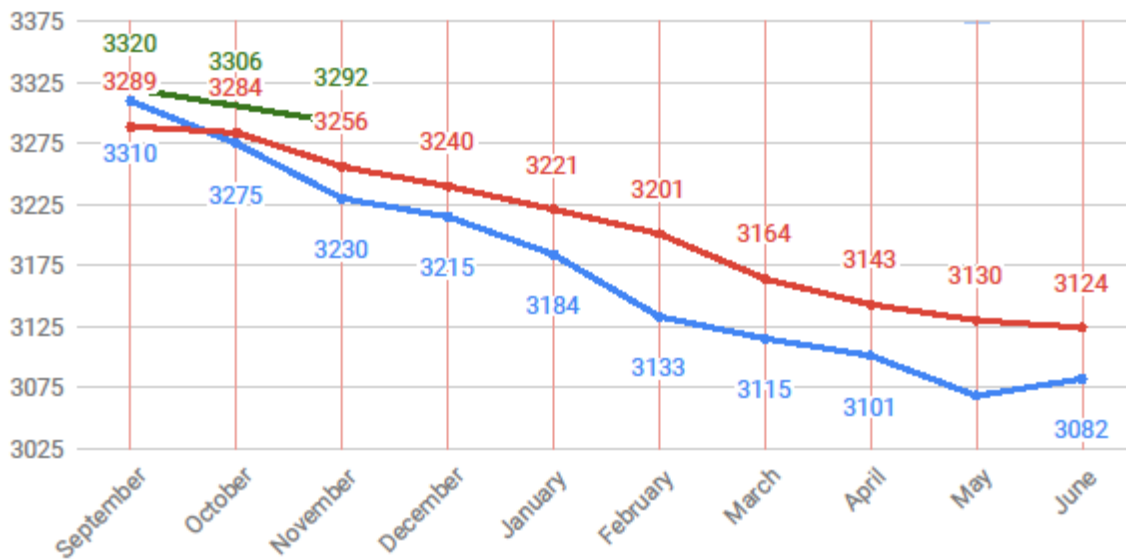
## MIDDLE SCHOOL ENROLLMENT

2017-18 (Red)    2018-19 (Blue)    2019-20 (Green)



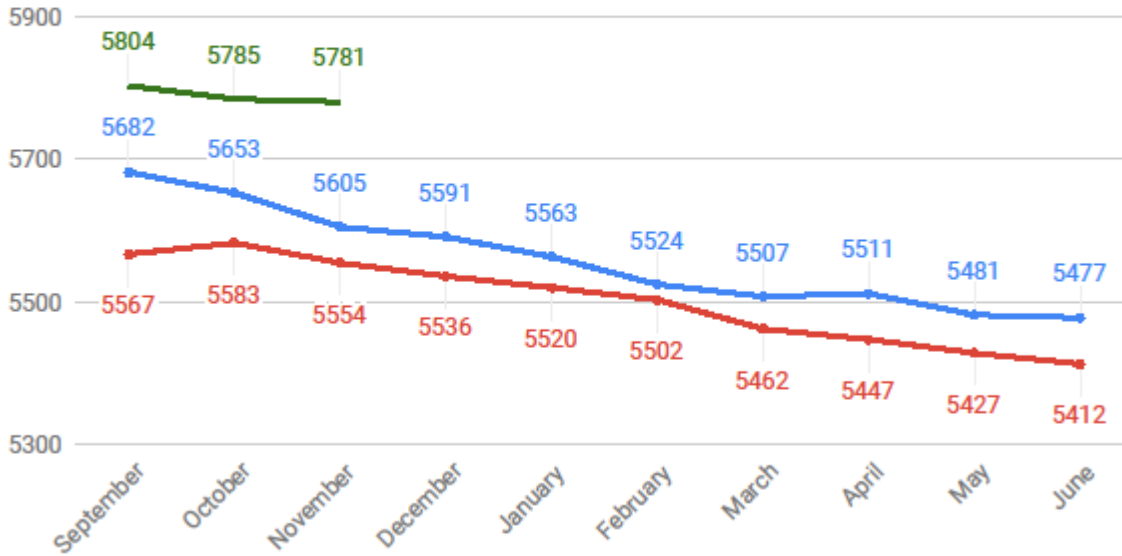
## HIGH SCHOOL ENROLLMENT

2017-18 (Red)    2018-19 (Blue)    2019-20 (Green)



## SECONDARY ENROLLMENT

2017-18 (Red)    2018-19 (Blue)    2019-20 (Green)



## COMBINED ENROLLMENT

2017-18 (Red)    2018-19 (Blue)    2019-20 (Green)

