

2/5/21 - Weekly Board Notes

End Of The Week 2-5-21 - COVID Activity:

SEE ATTACHED (2) DOCUMENTS.

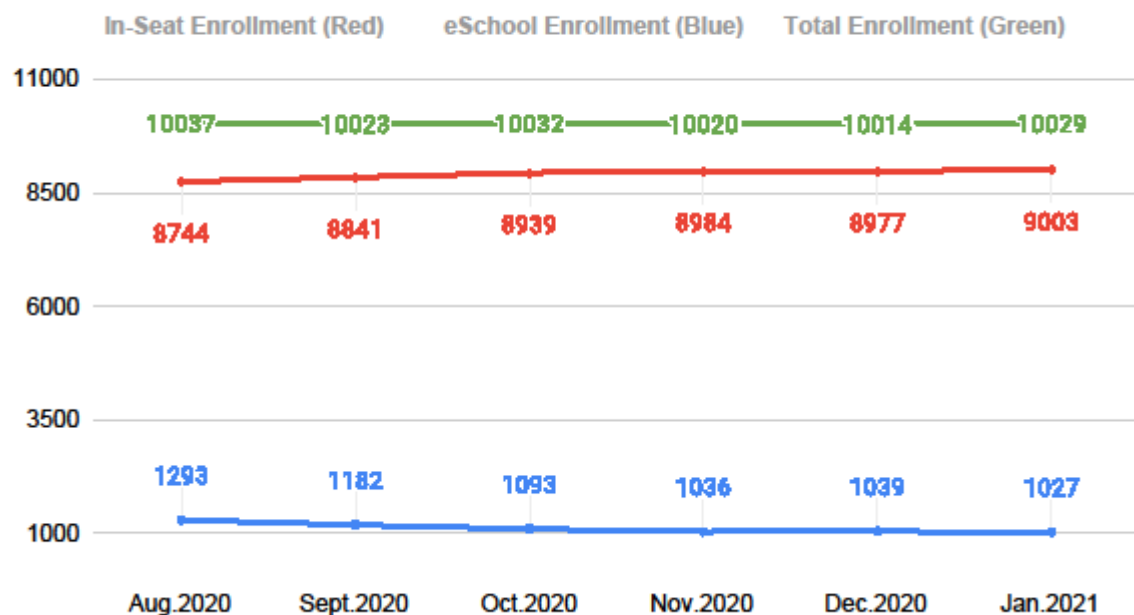
2/4/21 - Current Enrollment Numbers Reports And Updated Data Trend Charts:

A3 of 2-4-2021

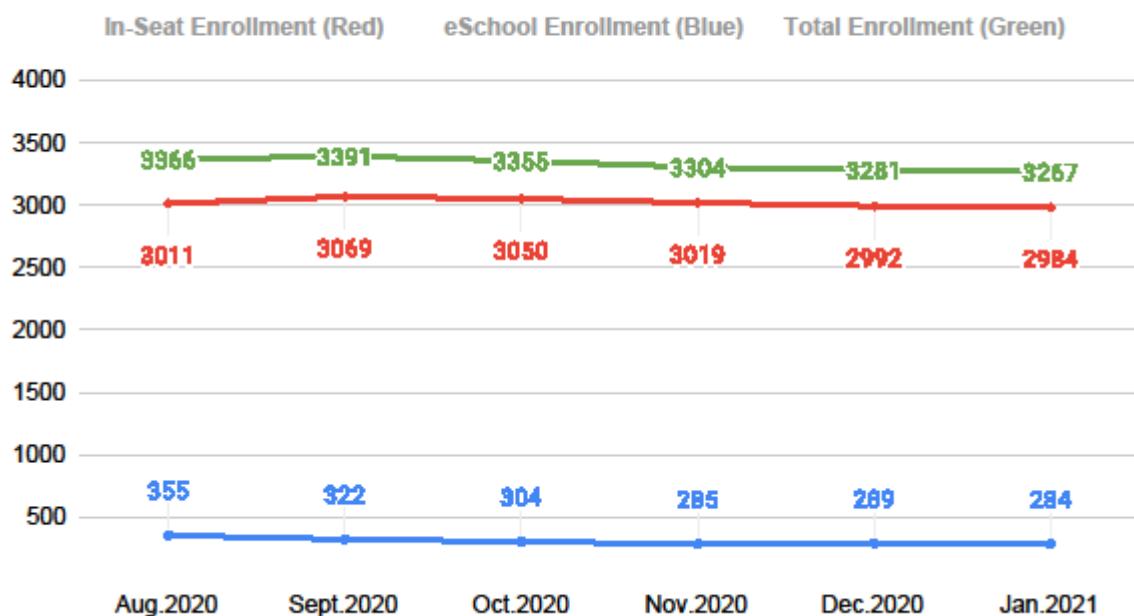
[illegible]

2020-2021- MS & HS - ENTITY ENROLLMENT NUMBERS							As of 2-4-2021		
In Building Enrollment									
	6	7	8	9	10	11	12	TOTAL	
CMS	230	216	270					716	MS COMPARISON
	18	28	28						Last Yr. vs. This Yr.
UMMS	187	194	209					590	
	25	32	18						2488 Enrollment Sept. 3, 2019
WMS	240	273	246					759	Includes eSchool
	29	33	34						2306
									-182 DIFFERENCE
CHS				971	957	924	296	1348	HS COMPARISON
				35	27	31	26		Last Yr. vs. This Yr.
LCHS				983	982	940	941	1446	
				38	31	29	26		3301 Enrollment Sept. 3, 2019
VHS				29	33	51	46	159	Includes eSchool
				6	8	6	8		3241
									-60 DIFFERENCE
JDC	0	1	1	5	6	3	0	15	
			1						
TOTAL	657	684	725	788	778	718	683	5034	
eSchool Enrollment by Grade									
eSchool				TOTAL SECONDARY ENROLLMENT				5547	
				(Includes In-building & eSchool combined)					
8th	79		12th	57					
7th	86		11th	66					
6th	74		10th	78					
Total MS	239		9th	73					
			Total HS	274					

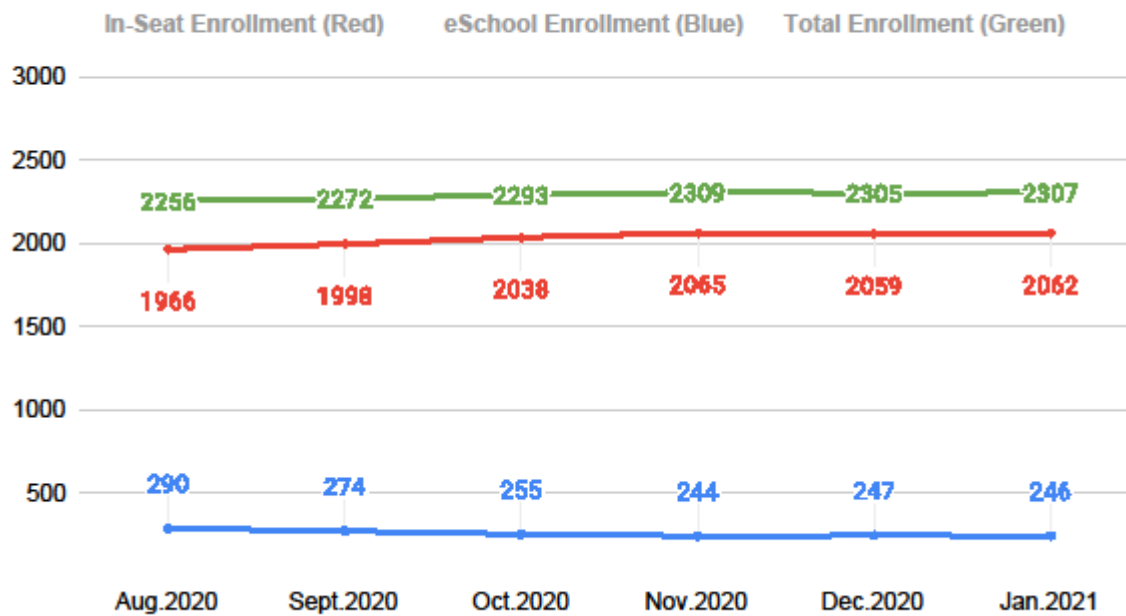
2020-21 DISTRICT ENROLLMENT



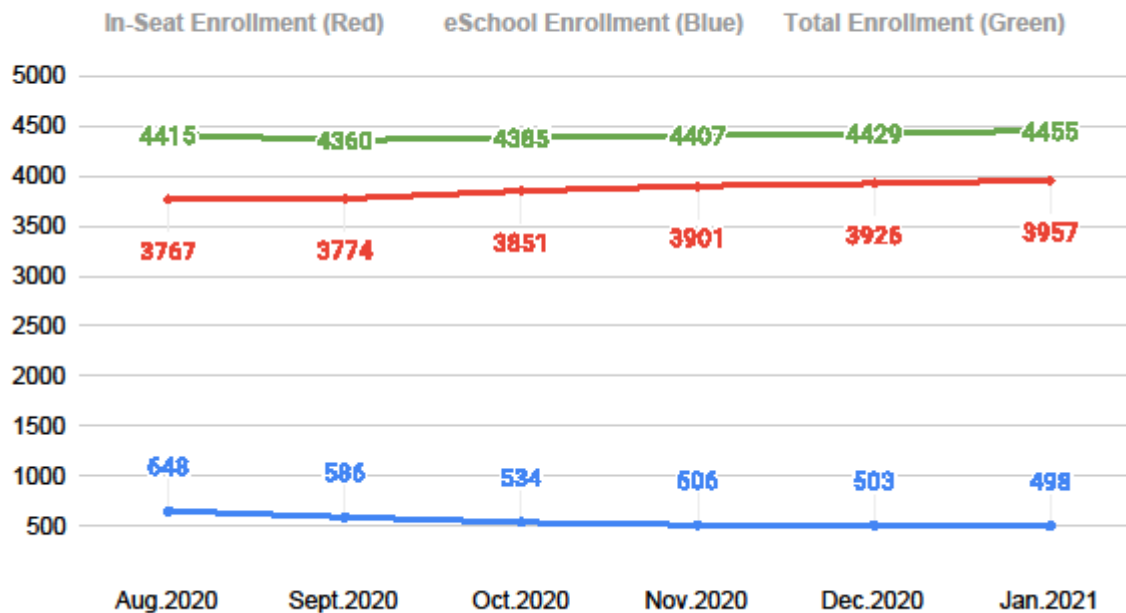
2020-21 HIGH SCHOOL ENROLLMENT



2020-21 MIDDLE SCHOOL ENROLLMENT



2020-21 ELEMENTARY ENROLLMENT



1/29/21 - Daily Enrollment And Absence Report:

Attached is the Daily Enrollment and Absence report for the week ending 1/29/21 for your review.

PRIOR YEAR REPORT IN GREEN HIGHLIGHTED BOXES
Absent percentages over 5% in red

Daily Absence Report

1/25/21-1/29/21

ELEMENTARY	1/26/2021	1/28/2021	1/27/2021	1/28/2021	1/29/2021
BORAH 101	8.7%	10.3%	3.2%	8.1%	No School
BRYAN 102	3.9%	4.4%	1.1%	3.9%	No School
DALTON 103	4.1%	3.0%	1.4%	5.2%	No School
FERNAN 104	7.4%	7.4%	1.1%	7.7%	No School
ATLAS 105	3.8%	1.7%	0.2%	0.9%	No School
RAMSEY 106	2.2%	2.6%	0.2%	2.4%	No School
BORESEN 107	4.8%	3.2%	1.3%	3.6%	No School
WINTON 108	9.1%	9.1%	3.0%	9.1%	No School
HAYDEN MEADOWS 109	3.2%	2.3%	0.5%	3.9%	No School
SKYWAY 110	4.1%	2.6%	0.4%	4.4%	No School
NEXA 113	5.5%	5.1%	1.3%	5.1%	No School
TOTAL ELEMENTARY	5.0%	4.4%	1.1%	4.8%	

4 periods or more absent (2 periods for LCHS & Venture)

SECONDARY	1/26/2021	1/27/2021	1/28/2021	1/29/2021
CANFIELD 601	3.8%	3.6%	0.6%	3.1%
LAKES 602	2.7%	2.6%	0.0%	4.1%
WOODLAND 603	2.9%	1.5%	0.2%	2.1%
CDA HIGH 401	3.2%	2.7%	0.1%	2.8%
LAKE CITY HIGH 402	1.4%	2.0%	0.0%	2.8%
VENTURE HIGH 491	24.4%	18.9%	0.0%	18.9%
TOTAL SECONDARY	3.3%	2.9%	0.1%	3.3%

1/25/21-1/29/21

ELEMENTARY	Enr. #s	1/25/2021	%	1/26/2021	%	1/27/2021	%	1/28/2021	%	1/29/2021	%
BORAH 101	310	30	9.7%	32	10.3%	10	3.2%	14	8.1%	No School	0.0%
BRYAN 102	361	14	3.9%	16	4.4%	4	1.1%	14	3.9%	No School	0.0%
DALTON 103	363	15	4.1%	11	3.0%	5	1.4%	10	5.2%	No School	0.0%
FERNAN 104	364	27	7.4%	27	7.4%	4	1.1%	28	7.7%	No School	0.0%
ATLAS 105	422	16	3.8%	7	1.7%	1	0.2%	4	0.9%	No School	0.0%
RAMSEY 106	534	12	2.2%	14	2.6%	1	0.2%	13	2.4%	No School	0.0%
BORESEN 107	309	15	4.9%	10	3.2%	4	1.3%	11	3.6%	No School	0.0%
WINTON 108	372	34	9.1%	34	9.1%	11	3.0%	34	9.1%	No School	0.0%
HAYDEN MEADOWS 109	431	14	3.2%	10	2.3%	2	0.5%	17	3.9%	No School	0.0%
SKYWAY 110	543	22	4.1%	14	2.6%	2	0.4%	24	4.4%	No School	0.0%
NEXA 113	451	25	5.5%	23	5.1%	6	1.3%	23	5.1%	No School	0.0%
TOTAL ELEMENTARY	4460	224	5.0%	198	4.4%	50	1.1%	208	4.8%	0	0.0%

136.8

1/27/20-1/31/20

ELEMENTARY	Enr. #s	1/27/2020	%	1/28/2020	%	1/29/2020	%	1/30/2020	%	1/31/2020	%
BORAH 101	340	17	4.9%	14	4.0%	21	6.0%	15	4.3%	25	7.2%
BRYAN 102	404	26	6.4%	22	5.4%	22	5.4%	28	6.9%	34	5.9%
DALTON 103	444	17	3.8%	13	3.4%	27	6.1%	27	6.1%	34	5.4%
FERNAN 104	419	19	4.5%	18	4.3%	20	4.8%	26	6.2%	25	6.0%
ATLAS 105	502	38	7.6%	29	5.8%	20	4.0%	24	4.8%	27	4.8%
RAMSEY 106	741	33	4.5%	39	5.3%	29	3.9%	32	4.3%	36	4.9%
BORESEN 107	315	16	5.1%	13	4.1%	10	3.2%	10	3.2%	8	2.9%
WINTON 108	503	41	8.2%	39	7.8%	28	5.6%	35	7.0%	43	8.5%
HAYDEN MEADOWS 109	495	21	4.2%	22	4.4%	24	4.8%	17	3.4%	25	4.8%
SKYWAY 110	655	25	3.8%	24	3.7%	18	2.7%	26	4.0%	30	4.6%
NEXA 113	293	22	7.5%	25	8.5%	17	5.8%	12	4.1%	30	10.2%
TOTAL ELEMENTARY	5210	273	5.2%	251	4.8%	238	4.5%	254	4.9%	298	5.7%

262.0

1/25/21-1/29/21

4 periods or more absent (2 periods for LCHS & Venture)

SECONDARY	Enr. #s	1/25/2021	%	1/26/2021	%	1/27/2021	%	1/28/2021	%	1/29/2021	%
CANFIELD 601	783	30	3.8%	28	3.6%	5	0.6%	24	3.1%	No School	0.0%
LAKES 602	863	18	2.1%	17	2.0%	0	0.0%	27	3.1%	No School	0.0%
WOODLAND 603	870	25	2.9%	13	1.5%	2	0.2%	18	2.1%	No School	0.0%
CDA HIGH 401	1475	47	3.2%	40	2.7%	1	0.1%	41	2.8%	No School	0.0%
LAKE CITY HIGH 402	1626	23	1.4%	32	2.0%	0	0.0%	42	2.6%	No School	0.0%
VENTURE HIGH 491	184	40	21.7%	31	16.8%	0	0.0%	31	16.8%	No School	0.0%
TOTAL SECONDARY	5561	183	3.3%	161	2.9%	8	0.1%	183	3.3%	0	0.0%

107.0

1/27/20-1/31/20

4 periods or more absent (2 periods for LCHS & Venture)

SECONDARY	Enr. #s	1/27/2020	%	1/28/2020	%	1/29/2020	%	1/30/2020	%	1/31/2020	%
CANFIELD 601	860	40	4.7%	43	5.0%	71	8.3%	65	7.6%	96	11.2%
LAKES 602	711	36	5.1%	45	6.3%	44	6.2%	47	6.6%	51	7.2%
WOODLAND 603	907	50	5.5%	68	7.3%	67	7.4%	53	5.8%	78	8.6%
CDA HIGH 401	1433	76	5.3%	73	5.1%	77	5.4%	66	4.6%	115	8.0%
LAKE CITY HIGH 402	1631	73	4.5%	78	4.8%	109	6.7%	101	6.2%	136	8.3%
VENTURE HIGH 491	159	0	0.0%	32	20.1%	30	18.9%	30	18.9%	31	19.5%
TOTAL SECONDARY	5701	277	4.9%	337	5.9%	362	6.0%	382	6.7%	516	8.9%

379.8

Q & A Responses: (Cabinet responses to Trustee questions will be placed here and posted on the following Board Weekly Notes.)