

## 2/28/2020 - Weekly Board Notes

**The Sup Is On/weekly podcast:** New episodes will be released on Fridays:

<http://cdaschools.buzzsprout.com/>

### **Trina Caudle - Collaborative And Problem Solving Sessions (CAPSS) AND Interest Based Bargaining (IBB) Update:**

The Administrative and CEA CAPSS Teams held their monthly meeting on Thursday, February 27th. **Trina Caudle** and **Kelly Ostrom** facilitated the meeting.

- **Jeff Voeller** updated the teams on the Boundary Change process, sharing the committee's work and explaining the next steps as recommendations go to the Board of Trustees.
- The teams also discussed the changes to Trail Creek as highlighted in last week's Board Memo. Feedback from all schools was positive in regard to the changes.
- The teams continued the discussion and options around Employee Protection and ensuring an environment of felt safety for students and staff at schools. Potential options were categorized into Education for Staff, Reporting Process, and Data Collection. **Andi West** presented on her work thus far towards Social Emotional Learning and TBRI professional development.

The CAPSS teams will have two more meetings prior to beginning the Interest Based Bargaining (IBB) negotiations process and would like the representative(s) from the Board of Trustees to join the teams for the April 23rd meeting. At the April meeting the teams will update the Board representative(s) on work done thus far, prior to beginning the formal IBB process.

### **Kate Orozco - Fundraising:**

An elementary and secondary committee met with **Dr. Cook, Katie Ebner, Trina Caudle, and Kate Orozco** to discuss current fundraising practices in our schools in light of Board policy and District guidelines. Upon close examination, the committee concluded that many/most current school fundraising practices do not meet the requirements described in board policy. In order to bring those practices in line with policy, the committee concluded that fundraising practices would have to meet these requirements:

1. All parent/student communication of the fundraiser must include an analysis of where the funds raised will be invested. For example, 50% to PTO, 30% Prizes, 10% Administration Fees, and 10% Credit Card fees.
2. All fundraising communication to families and students must include a disclaimer that families have the option to donate directly to the school PTO, rather than donating to the fundraising company if families would prefer to donate in this way.
3. If the fundraiser includes incentives for students or families to assist in the fundraiser, all students must be allowed to participate in the incentives--regardless of their participation in the fundraiser efforts. For example, if the school sets a criteria and raises a certain amount toward the fundraiser, the entire school may participate in the celebration.

4. The same guideline extends to student prizes. No prizes are awarded to individual students for selling certain amounts of items. Prizes must be given school wide. For example, if a school determines a sales goal for the building, or intermittent sales goals throughout the course of the fundraising event, the practices the entire school is invited to participate in the celebration.

**Katie Graupman - Follow-Up Curriculum Questions:**

**SEE ATTACHED.**

**Mike Nelson - Proctor Training Video Available:**

Our spring summative assessment window opens from March 16-May 15th. If you'd like to observe ISAT by Smarter-Balanced assessments in any of our buildings, you'll need to become an approved District proctor. You can watch our training video and take the associated quiz here (must score 8/10 or higher):

<https://forms.gle/zgJjPtvFDsdweDaz7>

**Kate Orozco - Elementary Updates:**

**Magnet Schools:**

We continue to live in the land of in-between a little bit, trying to support Sorensen and Ramsey in their spring enrollment procedures. Although we are slowing down the efforts to review and revise magnet policies, we recognize that we still need to move forward with "normal" magnet enrollment procedures--especially because Ramsey's enrollment will be an important factor in how we make our staffing decisions on March 12th. In the meantime, Sorensen and Ramsey will send out and receive applications, and follow the windows/procedures as in the past--knowing that the overlay decisions will impact their application selection process.

**Kindergarten Full Day Pilot Program - Next Year:**

Because we will be addressing a number of changes in boundaries, enrollment, and staffing as we prepare for the 2020-21 School year, and because classroom space will continue to be an uncertainty in several of our elementary schools, the Cabinet and Elementary Administrative teams have concluded that it makes sense and will create some coherence and stability to continue the current Full Day Kindergarten Pilot as it now exists for the 20-21 School Year. This translates to the following kindergarten offerings:

- Full Day Tuition FREE kindergarten will be offered at Borah, Bryan, Fernan, NExA, and Winton.
- 1 Full Day Tuition-based classroom will be offered at Atlas, Dalton, Meadows, Ramsey, Skyway, and Sorensen.

**IN ADDITION**

During the 2020-21 School Year we will study the possibility of expanding the full day kindergarten program for the 2021-22 School Year. There is a clear understanding that Free Full Day Kindergarten is advantageous and should be offered at every school for all families. The two challenges to this goal include funding and space at a number of our schools.

## ELEMENTARY ENROLLMENT NUMBERS - 2015-20 SY

A8 of 2-27-2020

	Pre School	1	2	3	4	5	6	TOTAL
119 NW Expedition 32 Sections Full Day K		24 24	24 22	25 25	25 28	28 23	24 23	NW Expedition 283
		Total 48	Total 46	Total 50	Total 53	Total 49	Total 47	
128 ATLAS Pre-School 22 Sections		22 31 22 20	23 24 25 28	26 23 25 25	26 25 27 25	29 30 30	26 28 29 29	Atlas 581
1	Total 1	Total 58	Total 60	Total 59	Total 103	Total 91	Total 114	
112 SKYWAY Extended Resource 24 Sections		24 22 23 24	22 20 20 22 22	26 27 27 13	28 29 29 29 7 17	30 30 30	21 31 31 30	Skyway 652
3	Total 3	Total 83	Total 114	Total 82	Total 122	Total 107	Total 123	
128 RAMSEY Extended Resource 22 Sections		24 22 23 22 23	23 23 23 24 24	26 26 26 26 24	26 23 24 23 13 11	28 29 27 28 29	30 28 29 28 29	Ramsey 738
		Total 114	Total 117	Total 126	Total 109	Total 125	Total 148	
128 HAYDEN MEADOWS 22 Sections		22 23 21	23 23 23	26 26 26	23 28 25 28	30 30 30	30 30 31	HM 486
		Total 87	Total 69	Total 78	Total 100	Total 60	Total 91	
128 DALTON 22 Sections		26 25	22 23 23	28 26 28	23 24 24	28 29 29	29 30 30	Dalton 442
		Total 80	Total 68	Total 78	Total 71	Total 68	Total 69	
127 BORAH HPELL DAY - K Pre-School Kinder-Pre 24 Sections		22 25 26	22 23 23	24 26	24 24	28 27	28 27	Borah 547
		Total 73	Total 68	Total 60	Total 48	Total 55	Total 62	
122 BRYAN HPELL DAY - K 22 Sections		24 25 25	22 23 24	23 23 24	24 25 10 17	27 28 17	30 31	Bryan 408
		Total 74	Total 69	Total 70	Total 59	Total 72	Total 61	
128 FERMAN HPELL DAY - K Ltr. Math 22 Sections		24 24 24	21 21 22	21 26 12 9	25 25 26	28 29 15 11	27 27	Ferman 417
		Total 72	Total 78	Total 66	Total 78	Total 72	Total 68	
127 SORENSEN 22 Sections		24 23	23 23	26 26	26 28	29 29	30 30	Sorensen 518
		Total 47	Total 46	Total 82	Total 52	Total 60	Total 60	
128 WINTON HPELL DAY - K Full Day 22 Sections		25 25 26	25 25 25	27 28 23 26	22 24 25	26 28 28	29 29 31	Winton 562
		Total 78	Total 75	Total 104	Total 71	Total 87	Total 89	
444 EARLY CHILDHOOD CENTER	118							
TOTAL	119	800	846	858	864	892	938	5198

Includes PE
   
 8317

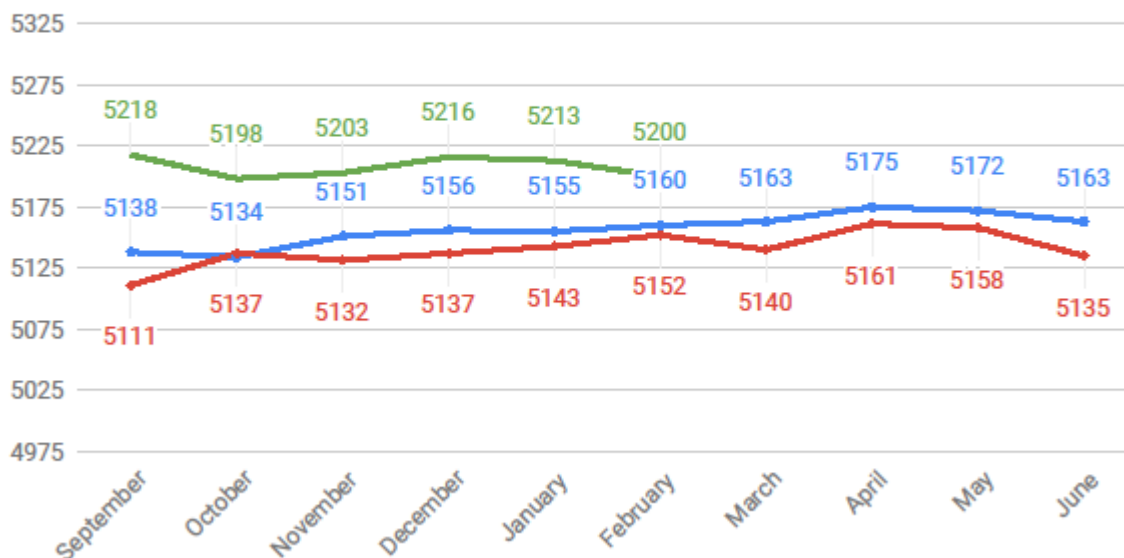
**2019-2020-- MS & HS -- ENTITY ENROLLMENT NUMBERS**
*As of 2-27-2020*

	6	7	8	9	10	11	12	TOTAL
CMS	262	301	297					860
LMMS	235	260	214					709
WMS	322	281	300					903
CHS				391	347	345	315	1398
LCHS				449	422	402	345	1618
VHS			0	24	50	43	39	156
JDC		3	4	10	7	3	2	29
<b>TOTAL</b>	<b>819</b>	<b>845</b>	<b>815</b>	<b>874</b>	<b>826</b>	<b>793</b>	<b>701</b>	<b>5673</b>

2/27/20 - Elementary and Secondary Enrollment Comparison Reports:

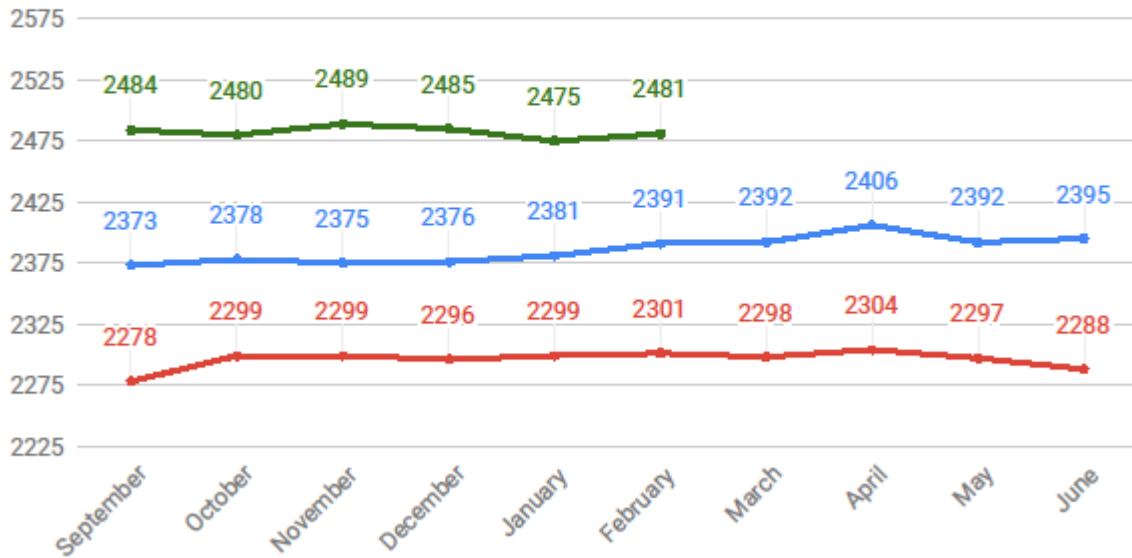
**ELEMENTARY ENROLLMENT**

2017-18 (Red)      2018-19 (Blue)      2019-20 (Green)



## MIDDLE SCHOOL ENROLLMENT

2017-18 (Red)    2018-19 (Blue)    2019-20 (Green)

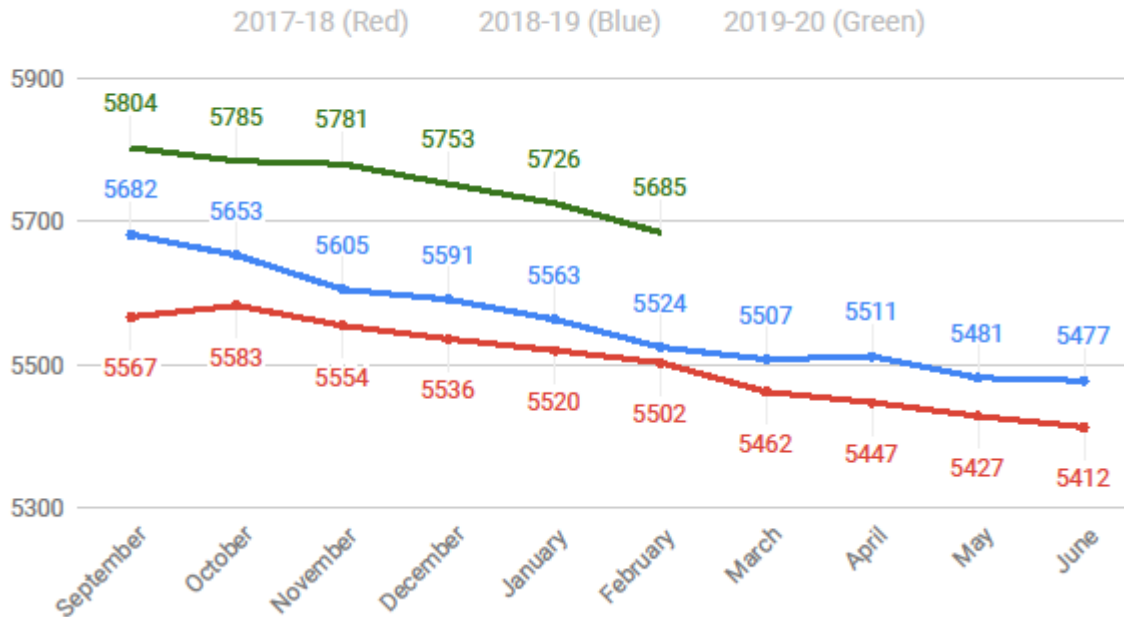


## HIGH SCHOOL ENROLLMENT

2017-18 (Red)    2018-19 (Blue)    2019-20 (Green)



## SECONDARY ENROLLMENT



## COMBINED ENROLLMENT

