

2/26/21 - Weekly Board Notes

Mike Nelson - Civics Milestone Completion By Building:

Our second window for the civics assessment closed at the end of January. While we're presenting the results of this assessment to you at the March 2021 Board meeting, Trustee Morrisroe (November) had asked for a regular reporting of the percentage of students who have attained their civics milestone with a passing score. The attached document provides a current update.

SEE ATTACHED DOCUMENT.

Kelly Nicolls - Secondary Semester 1 Assessment Overview:

Below you will find links to our secondary schools end of semester learning plans. I asked building leadership teams to take inventory of student learning- finals performance, semester 1 grades, and course content overviews in relation to pandemic schooling circumstances.

There are varying degrees of detail between the middle and high school levels, but overall you can see how each building is establishing steps for student support and what considerations are necessary as we think about summer learning opportunities and beyond. You can also gain a more detailed insight into how teachers and departments are reflecting on current learning circumstances and navigating the next steps.

The last year has significantly disrupted the norm of traditional teaching and learning. I hope this concerted collection of evidence and reflections allow us the opportunity to be proactive and intentional in future learning design and instructional leadership priorities.

- [Canfield](#)
- [Lakes](#)
- [Woodland](#)
- [CHS \(department\)](#)
- [CHS \(teacher\)](#)
- [LCHS](#)
- *(Venture will have a trimester update)*

I welcome any questions or further discussion based on this information.

SEE ATTACHED (6) DOCUMENTS.

End Of The Week 2-25-21 COVID Activity:

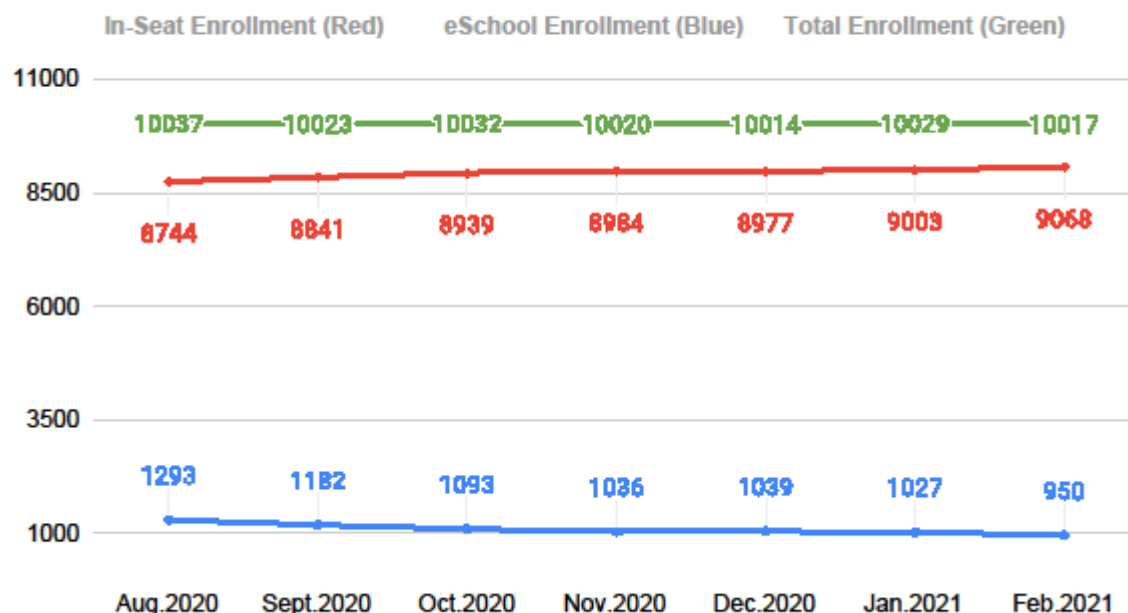
SEE ATTACHED (3) DOCUMENTS.

2/25/21 - Current Enrollment Numbers Reports:

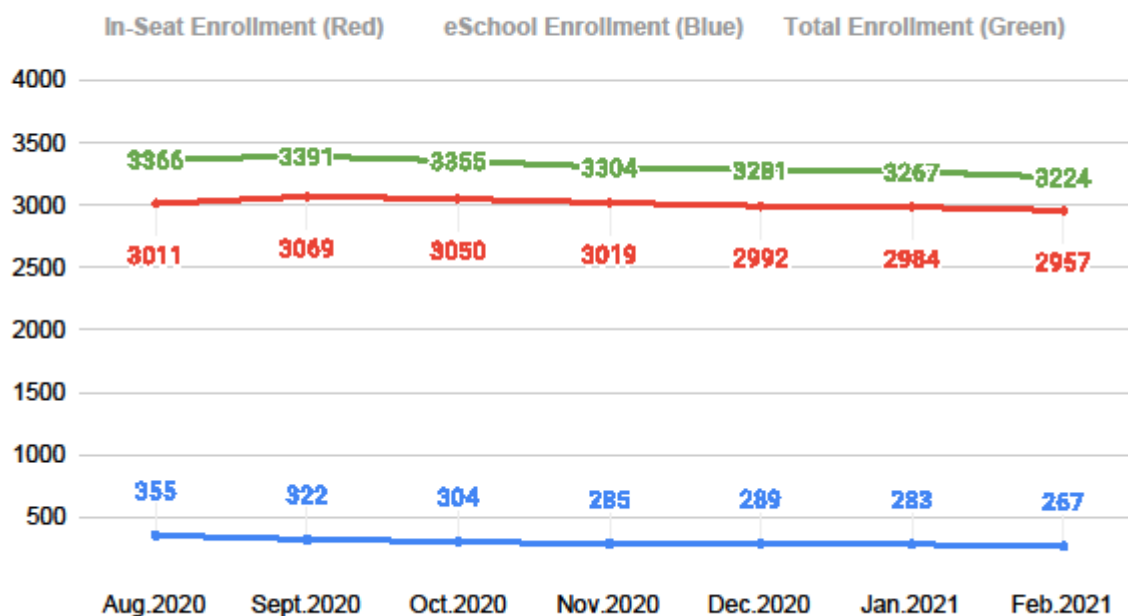
ELEMENTARY ENROLLMENT NUMBERS - 2020-21 BY										AS OF 2-26-2021			
	Pre School	K	1	2	3	4	5		TOTAL				
119 NW Expedition JL Section	21 20	21	34 23	21 20	22 23	28 28	27 28	29 28		405			
118 ATLAS Pre-School JL Section	24 19	24	21 19	27 25	27 25	27 25	27 25	31 15		303			
110 SKYWAY Extended Resource JL Section	23 18	20	23 10	22 22	22 21	26 11	26 14	29 25		502			
108 RAMSEY Extended Resource JL Section	23 23	24	24 23	25 25	25 23	24 24	21 20	25 13		484			
106 HAYDEN MEADOWS JL Section	34 34	25	34 23	23 13	23 11	29 12	26 16	29 23		385			
103 DALTON JL Section	33 33	19	23 7	23 14	22 7	21 14	34 11	23 12		347			
101 BORAH Pre-School Kinder Flow JL Section	10 14	15	19 9	19 9	19 9	17 17	22 21	23 23		353			
100 BRYAN Pre-School JL Section	24 24	21	20 15	18 15	23 8	22 9	27 26	20 20		319			
104 FERNAN Pre-School JL Section	23 23	23	21 8	20 13	25 25	9 15	25 25	31 14		352			
107 SORENSEN JL Section	22 22	32	21 21	19 19	25 25	23 23	26 26	26 26		290			
108 WINTON Pre-School JL Section	21 21	21	23 8	21 7	31 12	17 17	25 12	25 15		353			
036 EARLY CHILDHOOD CARE	0												
TOTAL	0	567	20	664	70	684	674	702	756	4047			
Classes over CAP													
Full-Day Tuition Waiver/Grant													
Childcare Enrollment													
NO TRACKER													
Teacher, no student													
Total Sections/Grade	27		35.5		27.5		38		38		189		
Avg Class Size/Grade	25.00		21.77		24.87		24.87		25.87				
a/school													
Total Teachers/Grade	4		4		4		4		4		24		
Total Students/Grade	56		70		76		76		80		344		
Avg Class Size/Grade	14.00		17.50		19.00		19.00		20.25				

2020-2021-- MS & HS -- ENTITY ENROLLMENT NUMBERS								As of 2-25-2021		
In Building Enrollment										
	6	7	8	9	10	11	12	TOTAL		
CMS	228	218	271					717	MS COMPARISON	
	17	19	27						Last Yr. vs. This Yr.	
LMMS	187	196	210					593		Enrollment Sept. 3, 2019
	23	33	15						2488	Includes eSchool
WMS	242	274	245					761	2305	
	32	32	34						-183	DIFFERENCE
CHS				371	355	321	292	1339	HS COMPARISON	
				33	28	29	24		Last Yr. vs. This Yr.	
LCHS				384	377	338	336	1435		Enrollment Sept. 3, 2019
				38	46	33	32		3301	Includes eSchool
VHS				29	33	49	44	155	3206	
				0	0	0	0		-95	DIFFERENCE
JDC	0	1	1	5	4	4	1	16		
TOTAL	657	689	727	789	769	712	673	5016		
eSchool Enrollment by Grade								TOTAL SECONDARY ENROLLMENT 5511		
eSchool									(Includes In-building & eSchool combined)	
8th	76		12th	56						
7th	84		11th	62						
6th	72		10th	74						
Total MS	232		9th	71						
			Total HS	283						

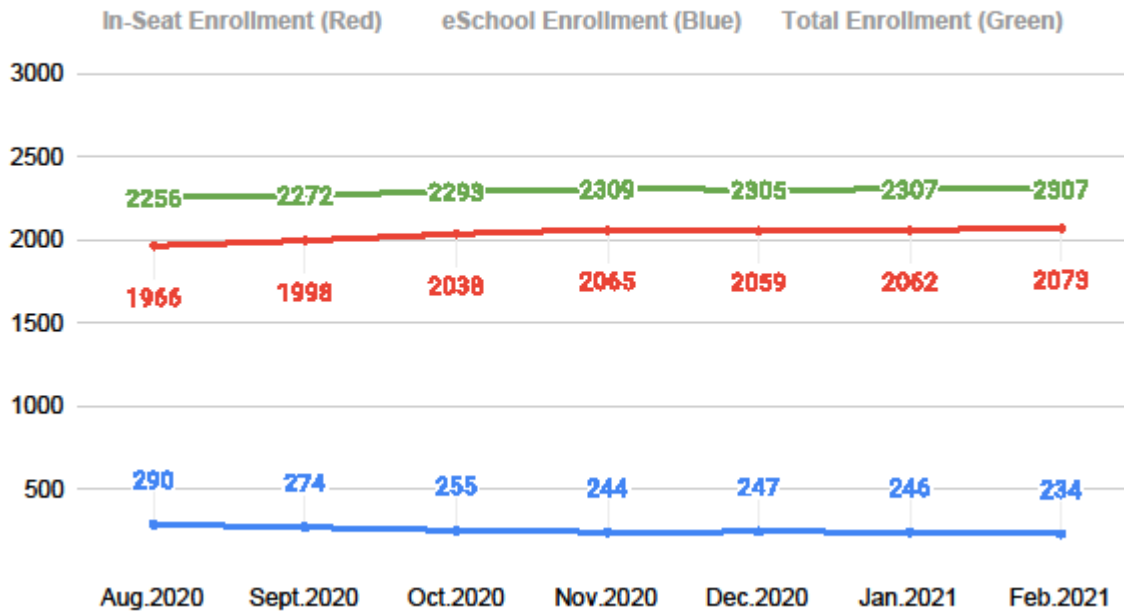
2020-21 DISTRICT ENROLLMENT



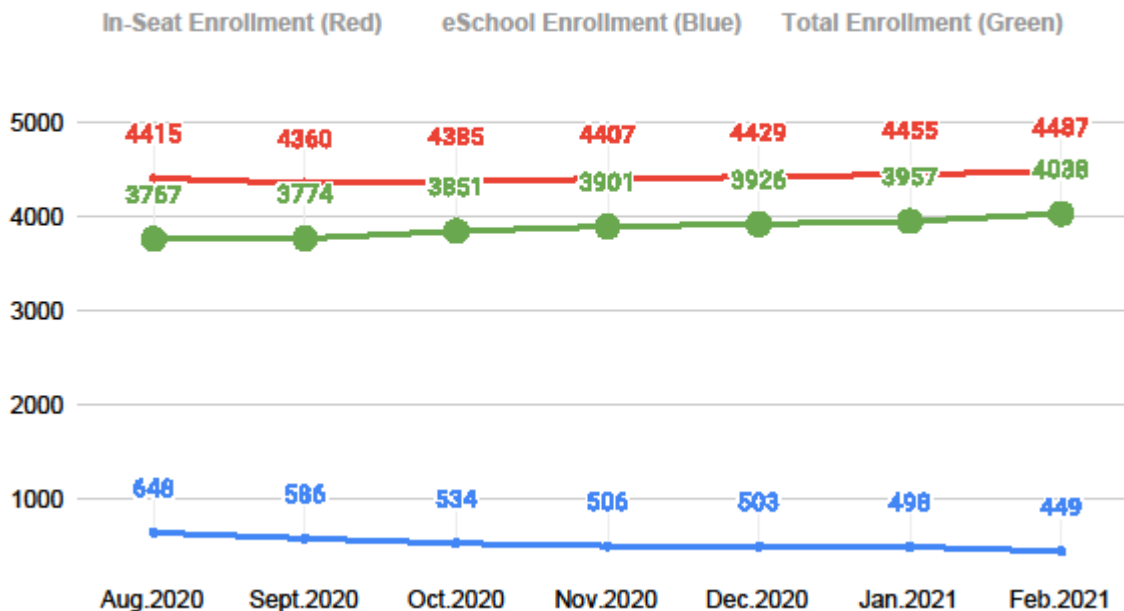
2020-21 HIGH SCHOOL ENROLLMENT



2020-21 MIDDLE SCHOOL ENROLLMENT



2020-21 ELEMENTARY SCHOOL ENROLLMENT



2/19/21 - Daily Enrollment And Absence Report:

Attached is the Daily Enrollment and Absence report for the week ending 2/19/21 for your review.

PRIOR YEAR REPORT IN GREEN HIGHLIGHTED BOXES
Absent percentages over 5% in red

Daily Absence Report

2/15/21-2/19/21

ELEMENTARY	2/16/2021	2/18/2021	2/17/2021	2/18/2021	2/19/2021
BORAH 101	No School	10.8%	2.9%	7.7%	9.0%
BRYAN 102	No School	8.8%	3.8%	6.1%	9.2%
DALTON 103	No School	5.7%	2.2%	5.4%	5.7%
FERNAN 104	No School	7.2%	0.8%	5.0%	7.4%
ATLAS 105	No School	3.3%	1.4%	3.1%	4.3%
RAMSEY 106	No School	5.0%	0.2%	5.0%	5.0%
SORENSEN 107	No School	5.2%	1.3%	4.5%	3.8%
WINTON 108	No School	7.8%	1.1%	5.3%	7.8%
HAYDEN MEADOWS 109	No School	4.2%	0.0%	3.0%	5.8%
SKYWAY 110	No School	5.9%	1.1%	4.1%	8.8%
NEXA 113	No School	5.1%	1.3%	6.2%	5.9%
TOTAL ELEMENTARY		6.1%	1.4%	5.0%	6.4%

4 periods or more absent (2 periods for LCHS & Venture)

SECONDARY	2/16/2021	2/18/2021	2/17/2021	2/18/2021	2/19/2021
CANFIELD 601	No School	9.5%	1.0%	6.0%	7.0%
LAKES 602	No School	11.3%	0.5%	8.4%	12.0%
WOODLAND 603	No School	4.8%	0.7%	4.4%	4.2%
CDA HIGH 401	No School	21.1%	0.8%	8.0%	9.5%
LAKE CITY HIGH 402	No School	8.3%	0.1%	7.9%	9.4%
VENTURE HIGH 401	No School	28.1%	0.0%	20.9%	27.2%
TOTAL SECONDARY		12.2%	0.9%	7.8%	8.1%

(CHS Senior Skip Day 2/16/21)

2/15/21-2/19/21

ELEMENTARY	Enr. #s	2/15/2021	%	2/16/2021	%	2/17/2021	%	2/18/2021	%	2/19/2021	%
BORAH 101	311	No School	0.0%	33	10.8%	6	2.0%	24	7.7%	28	9.0%
BRYAN 102	359	No School	0.0%	31	8.8%	13	3.8%	22	6.1%	33	9.2%
DALTON 103	368	No School	0.0%	21	5.7%	8	2.2%	20	5.4%	21	5.7%
FERNAN 104	383	No School	0.0%	28	7.2%	3	0.8%	18	5.0%	27	7.4%
ATLAS 105	421	No School	0.0%	14	3.3%	8	1.4%	13	3.1%	18	4.3%
RAMSEY 106	541	No School	0.0%	30	5.9%	1	0.2%	27	5.0%	30	5.9%
SORENSEN 107	309	No School	0.0%	18	5.2%	4	1.3%	14	4.5%	11	3.8%
WINTON 108	380	No School	0.0%	29	7.8%	4	1.1%	21	5.5%	28	7.8%
HAYDEN MEADOWS 109	431	No School	0.0%	18	4.2%	4	0.9%	13	3.0%	22	5.8%
SKYWAY 110	558	No School	0.0%	33	5.9%	6	1.1%	23	4.1%	38	8.8%
NEXA 113	452	No School	0.0%	23	5.1%	8	1.3%	28	6.2%	28	5.8%
TOTAL ELEMENTARY	4484	0	0.0%	276	6.1%	64	1.4%	223	5.0%	288	6.4%

2/18/19-2/22/19

ELEMENTARY	Enr. #s	2/18/2019	%	2/19/2019	%	2/20/2019	%	2/21/2019	%	2/22/2019	%
BORAH 101	382	Holiday	0.0%	34	8.3%	19	5.0%	19	5.0%	19	5.0%
BRYAN 102	402	Holiday	0.0%	30	7.9%	24	6.0%	23	5.7%	19	4.7%
DALTON 103	444	Holiday	0.0%	25	5.8%	18	4.1%	20	4.5%	18	3.8%
FERNAN 104	422	Holiday	0.0%	28	6.8%	16	3.8%	21	5.0%	27	6.4%
ATLAS 105	549	Holiday	0.0%	40	6.2%	27	4.2%	31	4.9%	31	4.8%
RAMSEY 106	723	Holiday	0.0%	27	3.7%	27	3.7%	30	4.1%	46	6.4%
SORENSEN 107	313	Holiday	0.0%	18	5.1%	11	3.5%	10	3.2%	15	4.8%
WINTON 108	502	Holiday	0.0%	20	4.0%	18	3.2%	18	3.2%	19	3.8%
HAYDEN MEADOWS 109	522	Holiday	0.0%	41	7.9%	28	5.0%	21	4.0%	27	5.2%
SKYWAY 110	813	Holiday	0.0%	27	4.4%	27	4.4%	24	3.9%	36	5.9%
NEXA 113	308	Holiday	0.0%	13	4.2%	21	6.8%	12	3.9%	14	4.5%
TOTAL ELEMENTARY	5280	0	0.0%	291	5.9%	232	4.4%	228	4.3%	269	5.1%

2/15/21-2/19/21

4 periods or more absent (2 periods for LCHS & Venture)

SECONDARY	Enr. #s	2/15/2021	%	2/16/2021	%	2/17/2021	%	2/18/2021	%	2/19/2021	%
CANFIELD 601	781	No School	0.0%	74	9.5%	8	1.0%	47	6.0%	55	7.0%
LAKES 602	864	No School	0.0%	75	11.3%	3	0.5%	58	8.4%	80	12.0%
WOODLAND 603	862	No School	0.0%	40	4.8%	8	0.7%	38	4.4%	38	4.2%
CDA HIGH 401	1457	No School	0.0%	507	21.1%	11	0.8%	117	8.0%	138	9.5%
LAKE CITY HIGH 402	1594	No School	0.0%	133	8.9%	2	0.1%	128	7.9%	150	9.4%
VENTURE HIGH 401	158	No School	0.0%	48	28.1%		0.0%	33	20.9%	43	27.2%
TOTAL SECONDARY	5518	0	0.0%	875	12.2%	30	0.5%	417	7.8%	502	9.1%

2/11/19-2/15/19

4 periods or more absent (2 periods for LCHS & Venture)

SECONDARY	Enr. #s	2/11/2019	%	2/12/2019	%	2/13/2019	%	2/14/2019	%	2/15/2019	%
CANFIELD 601	548	75	9.3%	Snow Day	#VALUE!	61	7.2%	58	8.8%	No School	#VALUE!
LAKES 602	883	86	12.6%	Snow Day	#VALUE!	73	10.7%	48	6.7%	No School	#VALUE!
WOODLAND 603	857	131	15.3%	Snow Day	#VALUE!	105	12.3%	81	9.5%	No School	#VALUE!
CDA HIGH 401	1353	106	8.0%	Snow Day	#VALUE!	123	9.0%	85	6.3%	No School	#VALUE!
LAKE CITY HIGH 402	1531	197	12.1%	Snow Day	#VALUE!	173	10.8%	147	9.0%	No School	#VALUE!
VENTURE HIGH 401	140		0.0%	Snow Day	#VALUE!	27	19.3%	21	15.0%	No School	#VALUE!
TOTAL SECONDARY	5512	601	10.9%	0	0.0%	584	10.2%	438	7.9%	0	0.0%

Q & A Responses: (Cabinet responses to Trustee questions will be placed here and posted on the following Board Weekly Notes.)