

10/30/2020 - Weekly Board Notes

Katie Ebner - FY2019-2020 Ending Fund Balance:

SEE ATTACHED DOCUMENT.

Mike Nelson - Advanced Opportunities Usage Continues To Grow:

Throughout the State of Idaho, the usage of "Advanced Opportunities" funding continues to grow. But, compared to other large districts, Coeur d'Alene Public Schools has one of the lower percentages of students in grades 07-12 participating in the program, but one of the highest per-student expenditures. [An updated series of charts are available to you](#) showing dual credit enrollment/providers, an increase in students attaining AA degrees at the time of graduation, and the number of students taking a minimum of 1 Advanced Opportunities Program Offering over multiple years.

Kate Orozco, Kate Keinert and Katie Graupman - Elementary And Curriculum - Lucy Calkins And Balanced Literacy:

SEE ATTACHED DOCUMENT.

Mike Nelson - Idaho Reading Indicator Fall Results:

The fall Idaho Reading Indicator was provided to students in grades KG-03 between the first day of classes and October 9th. Our District also uses the same assessment, IStation, to progress monitor reading growth in grades 04-05. A summary of results by building are presented below, including:

- The percentage of students at each building whose students are currently reading at grade level, or in “tier 1;” compared to students in the previous school year; and
- A distribution of students by grade level currently with their reading tier (“1” – at grade level, “2” – approaching grade level, “3” – well below grade level)

The summary results are posted at our District website: www.cdaschools.org > Departments > Assessments and individual student progress reports have been delivered to buildings for distribution to families. Results are also being disaggregated by demographic and services and will be reviewed with each building administrator in the coming days.

SEE ATTACHED DOCUMENTS.

End Of The Week 10-30-20 COVID Activity:

District Rollup as of 10/30/20 @ 1:25pm

Total Cases per Color Rating:	Red	27	Orange	10	Yellow	295	Green	1350
Green	Resolved							
Yellow	Symptomatic or asymptomatic with pending test results or in close contact with a known positive in the last 14 days. These individuals are quarantined.							
Orange	Orange is a Critical Infrastructure Worker returned to work before the end of the quarantine period.							
Red	Positive. These individuals are isolated until 10 days have passed since the development of symptoms AND 24 hours have lapsed without indications AND all other symptoms have improved.							

Affected Schools

ESchool

Total Cases per Color Rating:	Red	2	Orange	4	Yellow	4	Green	6
-------------------------------	-----	---	--------	---	--------	---	-------	---

Fernan

Total Cases per Color Rating:	Red	1	Orange	1	Yellow	12	Green	48
-------------------------------	-----	---	--------	---	--------	----	-------	----

NEXA

Total Cases per Color Rating:	Red	1	Orange	6	Yellow	14	Green	49
-------------------------------	-----	---	--------	---	--------	----	-------	----

Ramsey

Total Cases per Color Rating:	Red	2	Orange	3	Yellow	1	Green	37
-------------------------------	-----	---	--------	---	--------	---	-------	----

LMS

Total Cases per Color Rating:	Red	2	Orange	1	Yellow	15	Green	34
-------------------------------	-----	---	--------	---	--------	----	-------	----

CMS

Total Cases per Color Rating:	Red	4	Orange	1	Yellow	47	Green	51
-------------------------------	-----	---	--------	---	--------	----	-------	----

WMS

Total Cases per Color Rating:	Red	4	Orange	2	Yellow	67	Green	90
-------------------------------	-----	---	--------	---	--------	----	-------	----

LCHS

Total Cases per Color Rating:	Red	5	Orange	1	Yellow	73	Green	435
-------------------------------	-----	---	--------	---	--------	----	-------	-----

CHS

Total Cases per Color Rating:	Red	3	Orange	2	Yellow	14	Green	201
-------------------------------	-----	---	--------	---	--------	----	-------	-----

Operations

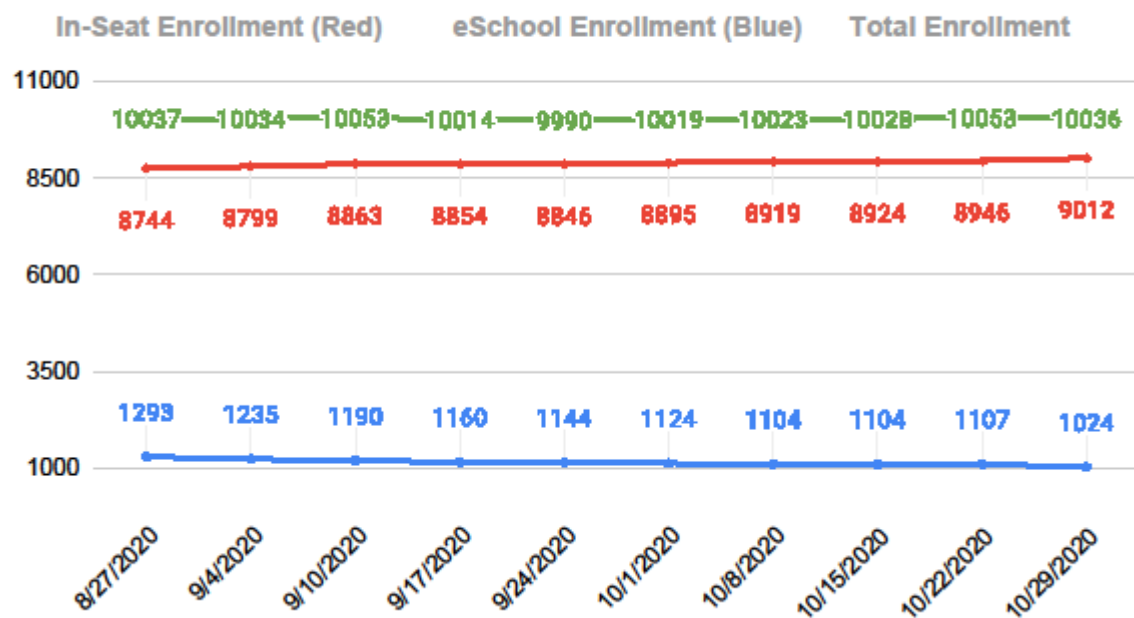
Total Cases per Color Rating:	Red	4	Orange	1	Yellow	1	Green	11
-------------------------------	-----	---	--------	---	--------	---	-------	----

Attached are enrollment reports, as well as, data trend charts for elementary, middle, high and District.

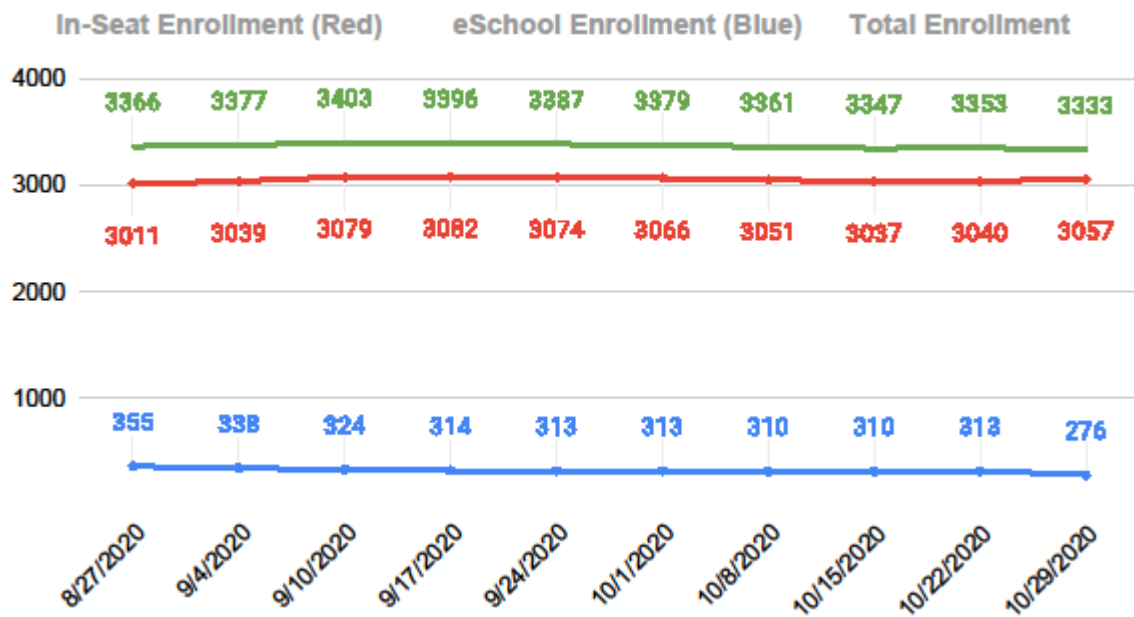
ELEMENTARY ENROLLMENT NUMBERS - 2023-24 SY														AS of 10-29-2023			
	Pre School	K		1		2		3		4		5			TOTAL		
119 NW Expedition JLJ Sections		20	20	23	22	21	20	24	24	27	27	30	30	N/A	493		
***Full Day JE																	
118 ATLAS Pre-School JLJ Sections		22	23	20	20	26	26	15	11	27	27	13	12	Ades	367		
Total		42		40		52		26		54		25					
115 SKYWAY Extended Resource JLJ Sections		22	18	21	20	26	26	26	26	28	28	25	24	Skyway	467		
***Full Day JE																	
Total		40		41		52		52		56		49					
106 RAMSEY Extended Resource JLJ Sections		22	23	22	22	22	22	24	23	21	20	24	24	Ramsey	441		
***Full Day JE																	
Total		44		44		44		48		41		48					
109 HAYDEN MEADOWS JLJ Sections		23	24	23	23	24	23	26	24	24	24	27	27	HM	366		
***Full Day JE																	
Total		47		46		47		50		48		54					
103 DALTON JLJ Sections		22	20	20	22	20	19	23	23	23	23	26	25	Dalton	339		
***Full Day JE																	
Total		42		42		39		46		46		51					
101 BORAH ***FULL DAY JE Pre-School Kinder Plan JLJ Sections		23	22	20	19	24	24	22	21	22	22	22	21	Borah	283		
***Full Day JE																	
Total		45		40		48		44		44		44					
100 BRYAN ***FULL DAY JE JLJ Sections		23	23	19	19	23	22	27	25	20	20	27	29	Bryan	313		
***Full Day JE																	
Total		46		38		45		54		40		54					
104 FERNAN ***FULL DAY JE L.A. 300 JLJ Sections		20	19	19	17	24	23	5	14	20	29	11	19	Fernan	301		
***Full Day JE																	
Total		40		36		48		19		40		30					
107 SORENSEN JLJ		23	22	20	20	25	25	25	23	28	27	26	25	Sorensen	281		
***Full Day JE																	
Total		45		40		50		50		55		51					
108 WINTON ***FULL DAY JE JLJ		20	19	21	21	27	27	23	22	30	9	20	20	Winton	309		
***Full Day JE																	
Total		40		42		54		46		39		29					
1116 EARLY CHILDHOOD CENTER		0															
TOTAL	0	545		634		651		645		686		716			3877		
COMPARISON Last Yr. vs. This Yr.																	
Enrollment Aug. 3, 2023																	
Enrollment Oct. 29, 2023																	
Enrollment Dec. 1, 2023																	
Enrollment Feb. 1, 2024																	
Enrollment Apr. 1, 2024																	
Enrollment Jun. 1, 2024																	
Enrollment Aug. 1, 2024																	
Enrollment Oct. 1, 2024																	
Enrollment Dec. 1, 2024																	
Enrollment Feb. 1, 2025																	
Enrollment Apr. 1, 2025																	
Enrollment Jun. 1, 2025																	
Enrollment Aug. 1, 2025																	
Enrollment Oct. 1, 2025																	
Enrollment Dec. 1, 2025																	
Enrollment Feb. 1, 2026																	
Enrollment Apr. 1, 2026																	
Enrollment Jun. 1, 2026																	
Enrollment Aug. 1, 2026																	
Enrollment Oct. 1, 2026																	
Enrollment Dec. 1, 2026																	
Enrollment Feb. 1, 2027																	
Enrollment Apr. 1, 2027																	
Enrollment Jun. 1, 2027																	
Enrollment Aug. 1, 2027																	
Enrollment Oct. 1, 2027																	
Enrollment Dec. 1, 2027																	
Enrollment Feb. 1, 2028																	
Enrollment Apr. 1, 2028																	
Enrollment Jun. 1, 2028																	
Enrollment Aug. 1, 2028																	
Enrollment Oct. 1, 2028																	
Enrollment Dec. 1, 2028																	
Enrollment Feb. 1, 2029																	
Enrollment Apr. 1, 2029																	
Enrollment Jun. 1, 2029																	
Enrollment Aug. 1, 2029																	
Enrollment Oct. 1, 2029																	
Enrollment Dec. 1, 2029																	
Enrollment Feb. 1, 2030																	
Enrollment Apr. 1, 2030																	
Enrollment Jun. 1, 2030																	
Enrollment Aug. 1, 2030																	
Enrollment Oct. 1, 2030																	
Enrollment Dec. 1, 2030																	
Enrollment Feb. 1, 2031																	
Enrollment Apr. 1, 2031																	
Enrollment Jun. 1, 2031																	
Enrollment Aug. 1, 2031																	
Enrollment Oct. 1, 2031																	
Enrollment Dec. 1, 2031																	
Enrollment Feb. 1, 2032																	
Enrollment Apr. 1, 2032																	
Enrollment Jun. 1, 2032																	
Enrollment Aug. 1, 2032																	
Enrollment Oct. 1, 2032																	
Enrollment Dec. 1, 2032																	
Enrollment Feb. 1, 2033																	
Enrollment Apr. 1, 2033																	
Enrollment Jun. 1, 2033																	
Enrollment Aug. 1, 2033																	
Enrollment Oct. 1, 2033																	
Enrollment Dec. 1, 2033																	
Enrollment Feb. 1, 2034																	
Enrollment Apr. 1, 2034																	
Enrollment Jun. 1, 2034																	
Enrollment Aug. 1, 2034																	
Enrollment Oct. 1, 2034																	
Enrollment Dec. 1, 2034																	
Enrollment Feb. 1, 2035																	
Enrollment Apr. 1, 2035																	
Enrollment Jun. 1, 2035																	
Enrollment Aug. 1, 2035																	
Enrollment Oct. 1, 2035																	
Enrollment Dec. 1, 2035																	
Enrollment Feb. 1, 2036																	
Enrollment Apr. 1, 2036																	
Enrollment Jun. 1, 2036																	
Enrollment Aug. 1, 2036																	
Enrollment Oct. 1, 2036																	
Enrollment Dec. 1, 2036																	
Enrollment Feb. 1, 2037																	
Enrollment Apr. 1, 2037																	
Enrollment Jun. 1, 2037																	
Enrollment Aug. 1, 2037																	
Enrollment Oct. 1, 2037																	
Enrollment Dec. 1, 2037																	
Enrollment Feb. 1, 2038																	
Enrollment Apr. 1, 2038																	
Enrollment Jun. 1, 2038																	
Enrollment Aug. 1, 2038																	
Enrollment Oct. 1, 2038																	
Enrollment Dec. 1, 2038																	
Enrollment Feb. 1, 2039																	
Enrollment Apr. 1, 2039																	
Enrollment Jun. 1, 2039																	
Enrollment Aug. 1, 2039																	
Enrollment Oct. 1, 2039																	
Enrollment Dec. 1, 2039																	
Enrollment Feb. 1, 2040																	
Enrollment Apr. 1, 2040																	
Enrollment Jun. 1, 2040																	
Enrollment Aug. 1, 2040																	
Enrollment Oct. 1, 2040																	
Enrollment Dec. 1, 2040																	
Enrollment Feb. 1, 2041																	
Enrollment Apr. 1, 2041																	
Enrollment Jun. 1, 2041																	
Enrollment Aug. 1, 2041																	
Enrollment Oct. 1, 2041																	
Enrollment Dec. 1, 2041																	
Enrollment Feb. 1, 2042																	
Enrollment Apr. 1, 2042																	
Enrollment Jun. 1, 2042																	
Enrollment Aug. 1, 2042																	
Enrollment Oct. 1, 2042																	
Enrollment Dec. 1, 2042																	
Enrollment Feb. 1, 2043																	
Enrollment Apr. 1, 2043																	
Enrollment Jun. 1, 2043																	
Enrollment Aug. 1, 2043																	
Enrollment Oct. 1, 2043																	
Enrollment Dec. 1, 2043																	
Enrollment Feb. 1, 2044																	
Enrollment Apr. 1, 2044																	
Enrollment Jun. 1, 2044																	
Enrollment Aug. 1, 2044																	
Enrollment Oct. 1, 2044																	
Enrollment Dec. 1, 2044																	
Enrollment Feb. 1, 2045																	
Enrollment Apr. 1, 2045																	
Enrollment Jun. 1, 2045																	
Enrollment Aug. 1, 2045																	
Enrollment Oct. 1, 2045																	
Enrollment Dec. 1, 2045																	
Enrollment Feb. 1, 2046																	
Enrollment Apr. 1, 2046																	
Enrollment Jun. 1, 2046																	
Enrollment Aug. 1, 2046																	
Enrollment Oct. 1, 2046																	
Enrollment Dec. 1, 2046																	
Enrollment Feb. 1, 2047																	
Enrollment Apr. 1, 2047																	
Enrollment Jun. 1, 2047																	
Enrollment Aug. 1, 2047																	
Enrollment Oct. 1, 2047																	
Enrollment Dec. 1, 2047																	
Enrollment Feb. 1, 2048																	
Enrollment Apr. 1, 2048																	
Enrollment Jun. 1, 2048																	
Enrollment Aug. 1, 2048																	
Enrollment Oct. 1, 2048																	
Enrollment Dec. 1, 2048																	
Enrollment Feb. 1, 2049																	
Enrollment Apr. 1, 2049																	
Enrollment Jun. 1, 2049																	
Enrollment Aug. 1, 2049																	
Enrollment Oct. 1, 2049																	
Enrollment Dec. 1, 2049																	
Enrollment Feb. 1, 2050																	
Enrollment Apr. 1, 2050																	
Enrollment Jun. 1, 2050																	
Enrollment Aug. 1, 2050																	
Enrollment Oct. 1, 2050																	
Enrollment Dec. 1, 2050																	
Enrollment Feb. 1, 2051																	
Enrollment Apr. 1, 2051																	
Enrollment Jun. 1, 2051																	
Enrollment Aug. 1, 2051																	
Enrollment Oct. 1, 2051																	
Enrollment Dec. 1, 2051																	
Enrollment Feb. 1, 2052																	
Enrollment Apr. 1, 2052																	
Enrollment Jun. 1, 2052																	
Enrollment Aug. 1, 2052																	
Enrollment Oct. 1, 2052																	
Enrollment Dec. 1, 2052																	
Enrollment Feb. 1, 2053																	
Enrollment Apr. 1, 2053																	
Enrollment Jun. 1, 2053																	
Enrollment Aug. 1, 2053																	
Enrollment Oct. 1, 2053																	
Enrollment Dec. 1, 2053																	
Enrollment Feb. 1, 2054																	
Enrollment Apr. 1, 2054																	
Enrollment Jun. 1, 2054																	
Enrollment Aug. 1, 2054																	
Enrollment Oct. 1, 2054																	
Enrollment Dec. 1, 2054																	
Enrollment Feb. 1, 2055																	
Enrollment Apr. 1, 2055																	
Enrollment Jun. 1, 2055																	
Enrollment Aug. 1, 2055																	
Enrollment Oct. 1, 2055																	
Enrollment Dec. 1, 2055																	
Enrollment Feb. 1, 2056																	
Enrollment Apr. 1, 2056																	
Enrollment Jun. 1, 2056																	
Enrollment Aug. 1, 2056																	
Enrollment Oct. 1, 2056																	
Enrollment Dec. 1, 2056																	
Enrollment Feb. 1, 2057																	
Enrollment Apr. 1, 2057																	
Enrollment Jun. 1, 2057																	
Enrollment Aug. 1, 2057																	
Enrollment Oct. 1, 2057																	
Enrollment Dec. 1, 2057																	
Enrollment Feb. 1, 2058																	
Enrollment Apr. 1, 2058																	
Enrollment Jun. 1, 2058																	
Enrollment Aug. 1, 2058																	
Enrollment Oct. 1, 2058																	
Enrollment Dec. 1, 2058																	
Enrollment Feb. 1, 2059																	
Enrollment Apr. 1, 2059																	
Enrollment Jun. 1, 2059																	
Enrollment Aug. 1, 2059																	
Enrollment Oct. 1, 2059																	
Enrollment Dec. 1, 2059																	
Enrollment Feb. 1, 2060																	
Enrollment Apr. 1, 2060																	
Enrollment Jun. 1, 2060																	
Enrollment Aug. 1, 2060																	
Enrollment Oct. 1, 2060																	
Enrollment Dec. 1, 2060																	
Enrollment Feb. 1, 2061																	
Enrollment Apr. 1, 2061																	
Enrollment Jun. 1, 2061																	
Enrollment Aug. 1, 2061																	
Enrollment Oct. 1, 2061																	
Enrollment Dec. 1, 2061																	
Enrollment Feb. 1, 2062																	
Enrollment Apr. 1, 2062																	
Enrollment Jun. 1, 2062																	
Enrollment Aug. 1, 2062																	
Enrollment Oct. 1, 2062																	
Enrollment Dec. 1, 2062																	
Enrollment Feb. 1, 2063																	
Enrollment Apr. 1, 2063																	
Enrollment Jun. 1, 2063																	
Enrollment Aug. 1, 2063																	
Enrollment Oct. 1, 2063																	
Enrollment Dec. 1, 2063																	
Enrollment Feb. 1, 2064																	
Enrollment Apr. 1, 2064																	
Enrollment Jun. 1, 2064																	
Enrollment Aug. 1, 2064																	
Enrollment Oct. 1, 2064																	
Enrollment Dec. 1, 2064																	
Enrollment Feb. 1, 2065																	
Enrollment Apr. 1, 2065																	
Enrollment Jun. 1, 2065																	
Enrollment Aug. 1, 2065																	
Enrollment Oct. 1, 2065																	
Enrollment Dec. 1, 2065																	
Enrollment Feb. 1, 2066																	
Enrollment Apr. 1, 2066																	
Enrollment Jun. 1, 2066																	
Enrollment Aug. 1, 2066																	
Enrollment Oct. 1, 2066																	
Enrollment Dec. 1, 2066																	
Enrollment Feb. 1, 2067																	
Enrollment Apr. 1, 2067																	
Enrollment Jun. 1, 2067																	
Enrollment Aug. 1, 2067																	
Enrollment Oct. 1, 2067																	
Enrollment Dec. 1, 2067																	
Enrollment Feb. 1, 2068																	
Enrollment Apr. 1, 2068																	
Enrollment Jun. 1, 2068																	
Enrollment Aug. 1, 2068																	
Enrollment Oct. 1, 2068																	
Enrollment Dec. 1, 2068																	
Enrollment Feb. 1, 2069																	
Enrollment Apr. 1, 2069																	
Enrollment Jun. 1, 2069																	
Enrollment Aug. 1, 2069																	
Enrollment Oct. 1, 2069																	
Enrollment Dec. 1, 2069																	
Enrollment Feb. 1, 2070																	
Enrollment Apr. 1, 2070																	
Enrollment Jun. 1, 2070																	
Enrollment Aug. 1, 2070																	
Enrollment Oct. 1, 2070																	
Enrollment Dec. 1, 2070																	
Enrollment Feb. 1, 2071																	
Enrollment Apr. 1, 2071																	
Enrollment Jun. 1, 2071																	
Enrollment Aug. 1, 2071																	
Enrollment Oct. 1, 2071																	
Enrollment Dec. 1, 2071																	
Enrollment Feb. 1, 2072																	
Enrollment Apr. 1, 2072																	
Enrollment Jun. 1, 2072																	
Enrollment Aug. 1, 2072																	
Enrollment Oct. 1, 2072																	
Enrollment Dec. 1, 2072																	
Enrollment Feb. 1, 2073																	
Enrollment Apr. 1, 2073																	
Enrollment Jun. 1, 2073																	
Enrollment Aug. 1, 2073																	
Enrollment Oct. 1, 2073																	
Enrollment Dec. 1, 2073																	
Enrollment Feb. 1, 2074																	
Enrollment Apr. 1, 2074																	
Enrollment Jun. 1, 2074																	
Enrollment Aug. 1, 2074																	
Enrollment Oct. 1, 2074																	
Enrollment Dec. 1, 2074																	
Enrollment Feb. 1, 2075																	
Enrollment Apr. 1, 2075																	
Enrollment Jun. 1, 2075																	
Enrollment Aug. 1, 2075																	
Enrollment Oct. 1, 2075																	
Enrollment Dec. 1, 2075																	
Enrollment Feb. 1, 2076																	
Enrollment Apr. 1, 2076																	
Enrollment Jun. 1, 2076																	
Enrollment Aug. 1, 2076																	
Enrollment Oct. 1, 2076																	
Enrollment Dec. 1, 2076																	
Enrollment Feb. 1, 2077																	
Enrollment Apr. 1, 2077																	
Enrollment Jun. 1, 2077																	
Enrollment Aug. 1, 2077																	
Enrollment Oct. 1, 2077																	
Enrollment Dec. 1, 2077																	
Enrollment Feb. 1, 2078																	
Enrollment Apr. 1, 2078																	
Enrollment Jun. 1, 2078																	
Enrollment Aug. 1, 2078																	
Enrollment Oct. 1, 2078																	
Enrollment Dec. 1, 2078																	

2020-2021-- MS & HS -- ENTITY ENROLLMENT NUMBERS							As of 10-29-2020			
In Building Enrollment										
	6	7	8	9	10	11	12	TOTAL		
CMS	229	219	269					717	MS COMPARISON	
	16	18	28						Last Yr. vs. This Yr.	
LMMS	184	199	214					597		Enrollment Sept. 3, 2018
	18	26	15						2488	
WMS	240	273	249					762	2299	Includes eSchool
	36	37	25						-189	DIFFERENCE
CHS				388	368	330	310	1396	HS COMPARISON	
				29	27	34	26		Last Yr. vs. This Yr.	
LCHS				389	391	363	353	1496		Enrollment Sept. 3, 2018
				37	49	37	34		3301	
VHS				20	29	52	46	147	3333	Includes eSchool
				1	0	2	0		32	DIFFERENCE
JDC	1	1	1	4	2	7	5	21		
			1							
TOTAL	654	692	733	801	790	752	714	5136		
eSchool Enrollment by Grade									TOTAL SECONDARY ENROLLMENT 5632	
eSchool									(Includes In-building & eSchool combined)	
8th	69		12th		60					
7th	81		11th		73					
6th	70		10th		76					
Total MS	220		9th		67					
			Total HS		276					

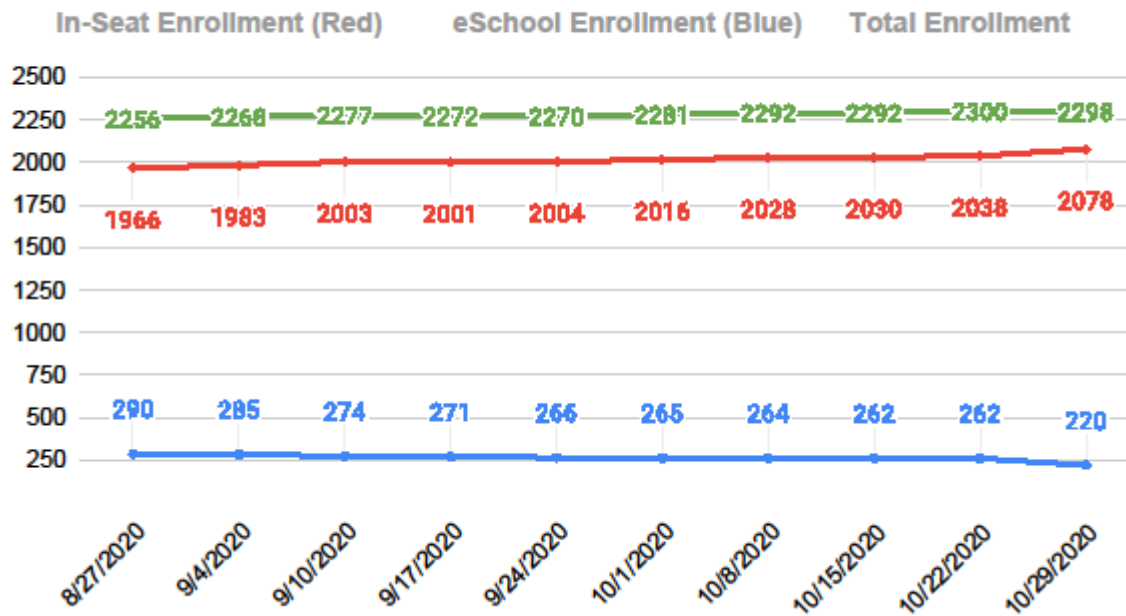
2020-21 DISTRICT ENROLLMENT



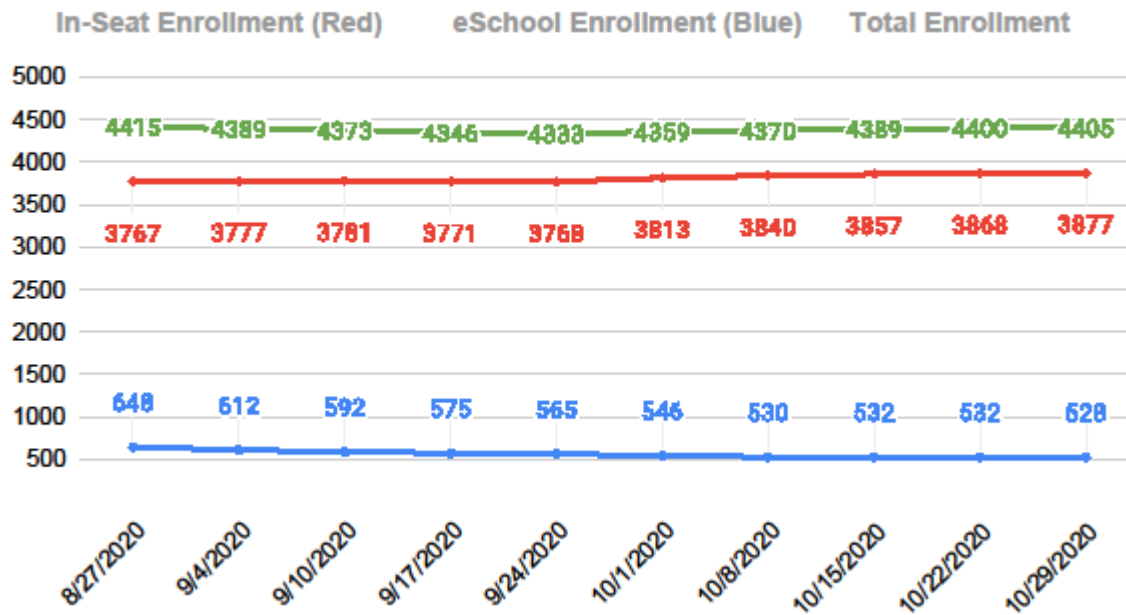
2020-21 HIGH SCHOOL ENROLLMENT



2020-21 MIDDLE SCHOOL ENROLLMENT



2020-21 ELEMENTARY ENROLLMENT



10/23/20 - Daily Enrollment and Absence Report:

Attached is the Daily Enrollment and Absence report for the week ending 10/23/2020 for your review.

PRIOR YEAR REPORT IN GREEN HIGHLIGHTED BOXES
Absent percentages over 5% in red

Daily Absence Report

10/19/20 - 10/23/20

ELEMENTARY	10/19/2020	10/20/2020	10/21/2020	10/22/2020	10/23/2020
BORAH 101	12.4%	8.4%	12.4%	8.7%	12.0%
BRYAN 102	10.8%	6.7%	10.2%	8.0%	10.2%
DALTON 103	8.9%	3.8%	5.0%	5.9%	8.5%
FERNAN 104	4.7%	7.0%	9.4%	7.4%	10.1%
ATLAS 105	1.8%	3.0%	4.1%	2.7%	3.3%
RAMSEY 106	7.5%	8.4%	4.8%	3.9%	7.3%
SOERENSEN 107	8.9%	5.5%	4.1%	5.2%	8.2%
WINTON 108	7.4%	5.1%	3.2%	4.5%	6.4%
HAYDEN MEADOWS 109	3.8%	4.4%	4.8%	4.1%	8.6%
SKYWAY 110	3.8%	4.9%	5.8%	6.4%	6.0%
NEXA 113	6.9%	8.4%	6.9%	6.5%	6.2%
TOTAL ELEMENTARY	6.5%	5.7%	6.2%	5.8%	7.1%

4 periods or more absent (2 periods for LCHS & Venture)

SECONDARY	10/19/2020	10/20/2020	10/21/2020	10/22/2020	10/23/2020
CANFIELD 601	9.1%	8.0%	7.7%	6.0%	7.5%
LAKES 602	11.7%	10.3%	10.8%	11.0%	13.4%
WOODLAND 603	10.3%	8.1%	10.0%	9.3%	11.1%
CDA HIGH 401	3.9%	4.7%	0.8%	5.1%	6.2%
LAKE CITY HIGH 402	12.8%	7.4%	2.1%	6.1%	7.2%
VENTURE HIGH 491	14.3%	16.3%	0.0%	11.6%	17.0%
TOTAL SECONDARY	9.4%	7.5%	4.6%	7.0%	8.9%

10/19/20 - 10/23/20

ELEMENTARY	Enr. #s	10/19/2020	%	10/20/2020	%	10/21/2020	%	10/22/2020	%	10/23/2020	%
BORAH 101	275	34	12.4%	23	8.4%	34	12.4%	24	8.7%	33	12.0%
BRYAN 102	314	34	10.8%	21	6.7%	32	10.2%	25	8.0%	32	10.2%
DALTON 103	338	30	8.9%	13	3.8%	17	5.0%	20	5.9%	22	6.5%
FERNAN 104	288	14	4.7%	21	7.0%	28	9.4%	22	7.4%	30	10.1%
ATLAS 105	365	6	1.6%	11	3.0%	15	4.1%	10	2.7%	12	3.3%
RAMSEY 106	440	33	7.5%	28	6.4%	21	4.8%	17	3.9%	32	7.3%
SOERENSEN 107	201	20	9.9%	16	5.5%	12	4.1%	15	5.2%	16	8.2%
WINTON 108	311	23	7.4%	16	5.1%	10	3.2%	14	4.5%	20	6.4%
HAYDEN MEADOWS 109	368	13	3.6%	16	4.4%	17	4.6%	15	4.1%	24	6.8%
SKYWAY 110	487	17	3.6%	23	4.9%	28	5.8%	30	6.4%	28	6.0%
NEXA 113	403	28	6.9%	34	8.4%	28	6.9%	26	6.5%	25	6.2%
TOTAL ELEMENTARY	3868	252	6.5%	222	5.7%	240	6.2%	218	5.8%	276	7.1%

10/21/19-10/25/19

ELEMENTARY	Enr. #s	10/21/2019	%	10/22/2019	%	10/23/2019	%	10/24/2019	%	10/25/2019	%
BORAH 101	347	21	6.1%	19	5.5%	11	3.2%	14	4.0%	17	4.9%
BRYAN 102	404	25	6.2%	12	3.0%	23	5.7%	16	4.0%	28	6.9%
DALTON 103	438	17	3.9%	17	3.9%	9	2.1%	11	2.5%	18	4.1%
FERNAN 104	425	30	7.1%	22	5.2%	26	6.1%	19	4.5%	19	4.5%
ATLAS 105	600	18	3.0%	23	3.8%	23	3.8%	19	3.2%	21	3.5%
RAMSEY 106	738	20	2.7%	23	3.4%	23	3.4%	20	2.7%	34	4.6%
SOERENSEN 107	314	11	3.5%	9	2.9%	8	2.5%	9	2.9%	11	3.5%
WINTON 108	510	20	3.9%	16	3.1%	30	5.9%	17	3.3%	36	7.1%
HAYDEN MEADOWS 109	481	15	3.1%	13	2.8%	12	2.4%	17	3.5%	32	6.5%
SKYWAY 110	651	18	2.8%	21	3.2%	18	2.5%	16	2.5%	16	2.5%
NEXA 113	288	12	4.2%	10	3.5%	11	3.8%	14	4.9%	14	4.9%
TOTAL ELEMENTARY	5204	207	4.0%	187	3.6%	194	3.7%	172	3.3%	246	4.7%

10/19/20 - 10/23/20

4 periods or more absent (2 periods for LCHS & Venture)

SECONDARY	Enr. #s	10/19/2020	%	10/20/2020	%	10/21/2020	%	10/22/2020	%	10/23/2020	%
CANFIELD 601	711	65	9.1%	57	8.0%	55	7.7%	43	6.0%	53	7.5%
LAKES 602	575	67	11.7%	59	10.3%	62	10.8%	63	11.0%	77	13.4%
WOODLAND 603	749	77	10.3%	61	8.1%	75	10.0%	70	9.3%	83	11.1%
CDA HIGH 401	1382	54	3.9%	65	4.7%	8	0.6%	70	5.1%	85	6.2%
LAKE CITY HIGH 402	1481	191	12.8%	111	7.4%	32	2.1%	91	6.1%	108	7.2%
VENTURE HIGH 491	147	21	14.3%	24	16.3%		0.0%	17	11.6%	25	17.0%
TOTAL SECONDARY	5659	475	8.4%	377	7.5%	232	4.6%	354	7.0%	431	8.5%

10/21/19-10/25/19

4 periods or more absent (2 periods for LCHS & Venture)

SECONDARY	Enr. #s	10/21/2019	%	10/22/2019	%	10/23/2019	%	10/24/2019	%	10/25/2019	%
CANFIELD 601	862	31	3.6%	36	4.2%	36	4.2%	54	6.3%	61	7.1%
LAKES 602	710	57	8.0%	40	5.6%	37	5.2%	40	5.6%	55	7.7%
WOODLAND 603	908	42	4.6%	33	3.6%	43	4.7%	50	5.5%	52	5.7%
CDA HIGH 401	1438	78	5.4%	60	4.8%	73	5.1%	64	4.5%	96	6.7%
LAKE CITY HIGH 402	1660	98	5.9%	60	3.6%	103	6.2%	94	5.7%	125	7.5%
VENTURE HIGH 491	180		0.0%	30	16.7%	34	18.9%	44	24.4%	30	16.7%
TOTAL SECONDARY	5619	294	5.2%	306	5.4%	326	5.8%	348	6.2%	428	7.6%

Q & A Responses: (Cabinet responses to Trustee questions will be placed here and posted on the following Board Weekly Notes.)