

10/23/2020 - Weekly Board Notes

Kate Orozco - Elementary:

Yesterday (Thursday 10/22), at the invitation of **Mrs. Gorringer, Dr. Cook** and I met with the entire Bryan staff after school. Our meeting there with the staff and then with the principal lasted almost two hours. The invitation came as a result of staff communication to their administrators about their frustration, confusion, and stress.

For a good portion of the conversation, we listened to teachers describe their experiences of feeling overwhelmed, unsure about next steps and safety, and in need of reassurance that their interests are being considered at the District and Board level. We spent a good deal of time explaining the decision making processes that have transpired and providing more clarity about expectations for Wednesdays. We also offered teachers a sense of reassurance that our leaders--both at the Board level and District level--have empathy for the challenges they are facing, and also have a strong commitment to making sure our children get the safest and most purposeful and engaging learning they can experience--both in the classroom and at home.

What struck me during this discussion was that this group of teachers was probably representative of our teachers in most schools. Dr. Cook and I will be working to figure out how best to reach out to school groups to share our support for their work and their efforts, and to remind them that we all must continue to work our very hardest to give our kids what they need most: safety, meaningful learning, reassurance, and a sense of joy.

Katie Graupman - Classroom Libraries Update:

The kindergarten and first grade classroom libraries have been sent to schools, and the second and third grade libraries are in the process of being sent out. The fourth and fifth grade books will arrive to the District early next week. They should be processed and sent out to schools in about two weeks.

To help us be good stewards of these resources, we are labeling each book with stickers that say "Property of Coeur d'Alene School District" along with the grade level. **Lisa Rakes**, Sorensen Librarian, shared that she enlisted her fifth graders to label the first grade books. She said the students finished this task in one library class, and the biggest issue was keeping the students from reading the books!

We are sharing this website with administrators and teachers to help them make good use of the libraries: <https://sites.google.com/cdaschools.org/mycda/curriculum/classroom-libraries>

We look forward to getting these books into kids' hands!



Kelly Niccolls, Katie Graupman And Mike Nelson - End Of Course Assessments:
SEE ATTACHED DOCUMENT.

Policy 4500 - Clerical Update:

Due to a clerical clean up... we wanted to make sure the Board of Trustees were aware that the title of the form that is attached to Policy 4500 "Public Gifts/Donations to the Schools" was changed. See attached redlined document.

SEE ATTACHED DOCUMENT.

Pam Westberg - Elks Dictionaries coming soon to 3rd-grade students:

For the past 23 years, the local Elks 1254 Lodge has been donating dictionaries to every 3rd-grade student in the area. This week they delivered over 750 dictionaries to the Project SEARCH classroom and Project SEARCH students went to work labeling each dictionary to ensure that every 3rd grader receives a personalized dictionary.

The Elks Lodge states that the dictionaries are intended to be the property of the students and encourages them to keep them forever. There are many stories of past students saying they still have their free dictionary from the Elks. What a nice tradition this has been for Coeur d'Alene.

Below are pictures of Project SEARCH students labeling dictionaries. The dictionaries are a "special" edition... notice the cover.



End Of The Week 10-16-20 COVID Activity:

District Rollup as of 10/23/20 @ 1130AM

Total Cases per Color Rating:	Red	19	Orange	9	Yellow	214	Green	1031
-------------------------------	-----	----	--------	---	--------	-----	-------	------

Green	Resolved
Yellow	Asymptomatic or asymptomatic with pending test results or in close contact with a known positive in the last 14 days. These individuals change a rating.
Orange	Change to a Color Rating as the Worker returned to work before the end of the quarantine period.
Red	Positive. These individuals are isolated until 10 days have passed since the development of symptoms AND 24 hours fever free without medication AND all other symptoms have improved.

Affected Schools

Atlas

Total Cases per Color Rating:	Red	1	Orange	0	Yellow	0	Green	10
-------------------------------	-----	---	--------	---	--------	---	-------	----

Fernan

Total Cases per Color Rating:	Red	1	Orange	2	Yellow	10	Green	40
-------------------------------	-----	---	--------	---	--------	----	-------	----

Sorensen

Total Cases per Color Rating:	Red	4	Orange	4	Yellow	19	Green	40
-------------------------------	-----	---	--------	---	--------	----	-------	----

WMS

Total Cases per Color Rating:	Red	3	Orange	1	Yellow	10	Green	36
-------------------------------	-----	---	--------	---	--------	----	-------	----

LMS

Total Cases per Color Rating:	Red	1	Orange	6	Yellow	8	Green	12
-------------------------------	-----	---	--------	---	--------	---	-------	----

CMS

Total Cases per Color Rating:	Red	1	Orange	4	Yellow	27	Green	37
-------------------------------	-----	---	--------	---	--------	----	-------	----

CHS

Total Cases per Color Rating:	Red	1	Orange	4	Yellow	10	Green	116
-------------------------------	-----	---	--------	---	--------	----	-------	-----

LCHS

Total Cases per Color Rating:	Red	6	Orange	0	Yellow	23	Green	263
-------------------------------	-----	---	--------	---	--------	----	-------	-----

ELC

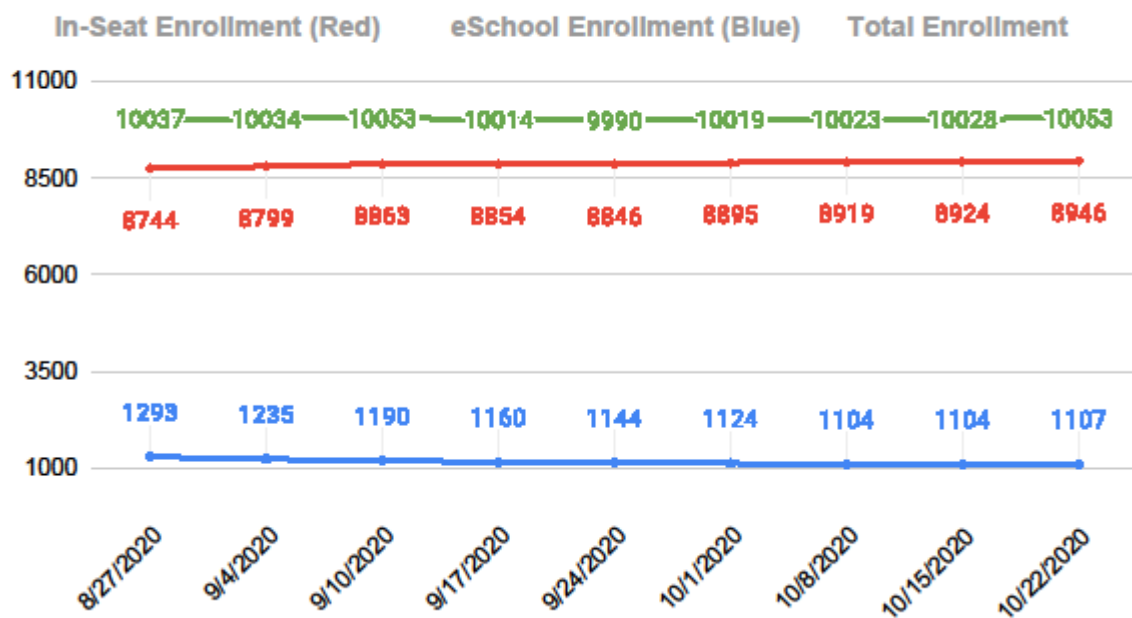
Total Cases per Color Rating:	Red	1	Orange	0	Yellow	1	Green	1
-------------------------------	-----	---	--------	---	--------	---	-------	---

Attached are enrollment reports, as well as, data trend charts for elementary, middle, high and District.

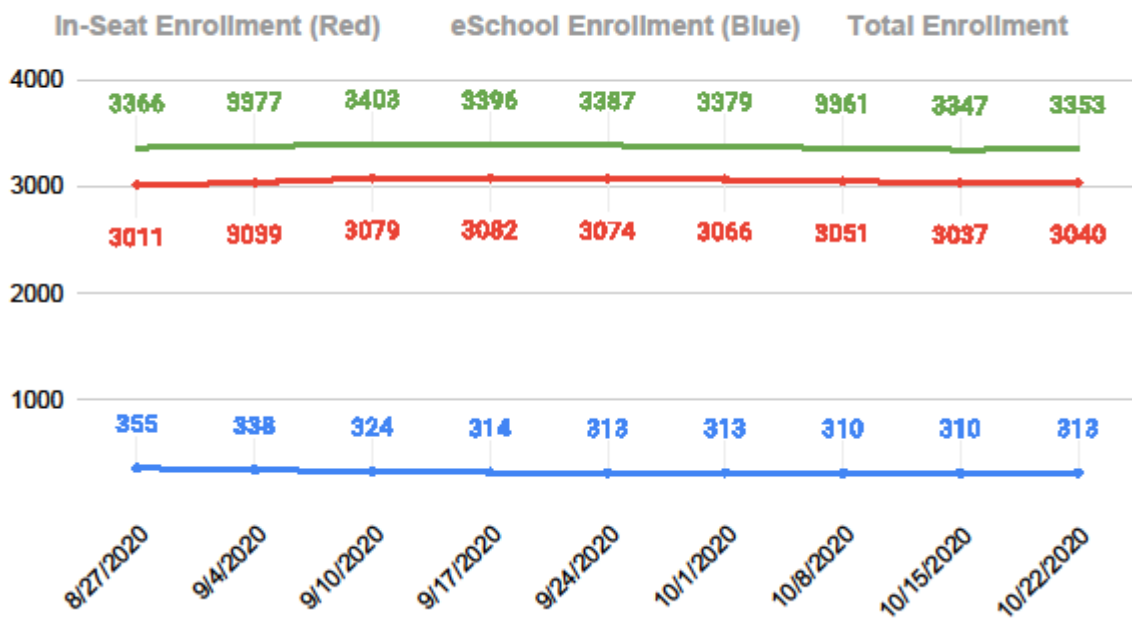
COMPARISON	
Last Yr. vs. This Yr.	
\$128	Breakfast Sept. 1, 2019
\$400	Includes school
-750	Insurance

2020-2021-- MS & HS -- ENTITY ENROLLMENT NUMBERS							As of 10-22-2020			
In Building Enrollment										
	6	7	8	9	10	11	12	TOTAL		
CMS	229	216	266					711	MS COMPARISON	
	17	21	34						Last Yr. vs. This Yr.	
LMMS	182	190	203					575		Enrollment Sept. 3, 2019
	21	32	24						2488	Includes eSchool
WMS	238	268	243					749	2300	
	37	43	32						-188	DIFFERENCE
CHS				383	364	329	306	1382	HS COMPARISON	
				32	31	36	29		Last Yr. vs. This Yr.	
LCHS				390	385	369	347	1491		Enrollment Sept. 3, 2019
				40	59	41	42		3301	Includes eSchool
VHS				20	29	52	46	147	3353	
				1	0	2	0		52	DIFFERENCE
JDC		1	2	2	5	9	4	23		
			1							
TOTAL	649	675	714	795	783	759	703	5078		
eSchool Enrollment by Grade							TOTAL SECONDARY ENROLLMENT		5653	
eSchool							(Includes in-building & eSchool combined)			
8th	91		12th	71						
7th	96		11th	79						
6th	75		10th	90						
Total MS	262		9th	73						
			Total HS	313						

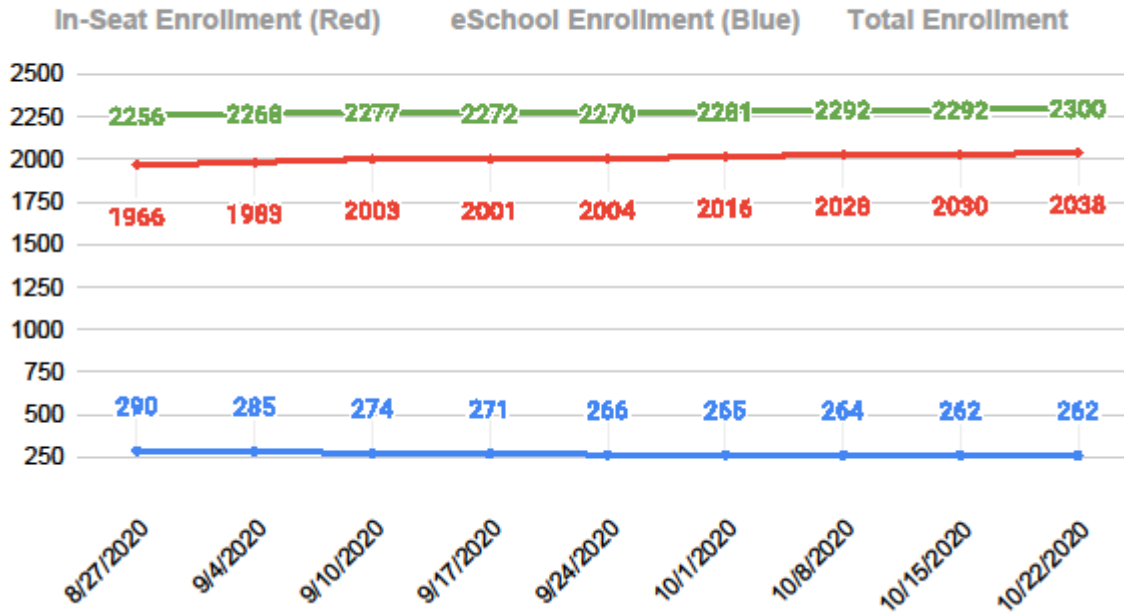
2020-21 DISTRICT ENROLLMENT



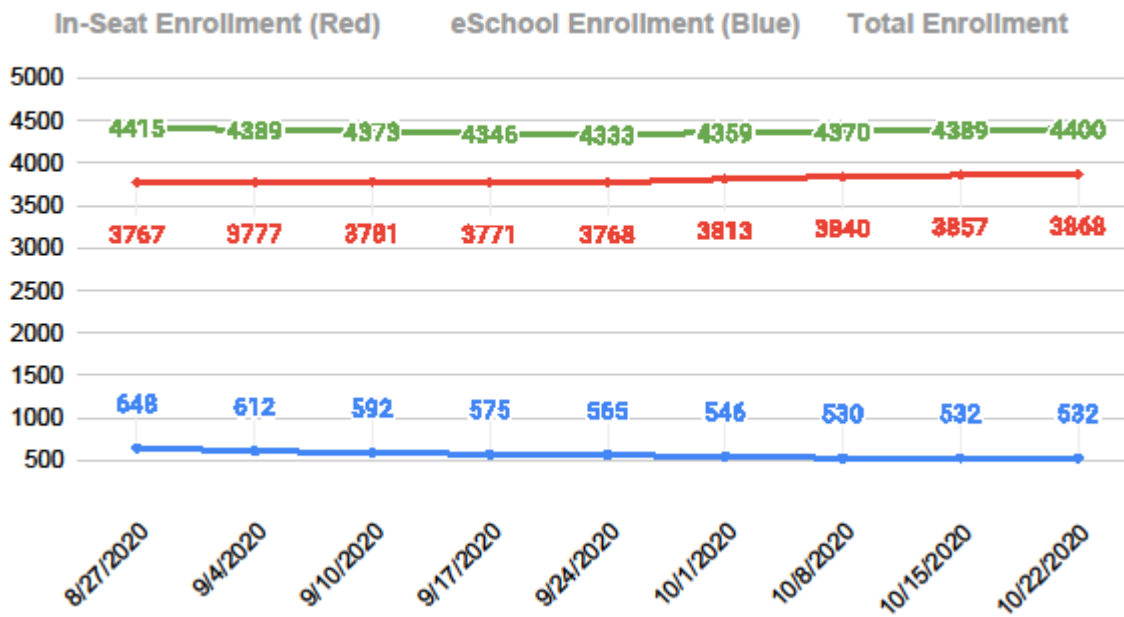
2020-21 HIGH SCHOOL ENROLLMENT



2020-21 MIDDLE SCHOOL ENROLLMENT



2020-21 ELEMENTARY ENROLLMENT



10/16/20 - Daily Enrollment and Absence Report:

Attached is the Daily Enrollment and Absence report for the week ending 10/16/2020 for your review.

PRIOR YEAR REPORT IN GREEN HIGHLIGHTED BOXES
Absent percentages over 5% in red

Daily Absence Report

10/12/20 - 10/16/20					
ELEMENTARY	10/12/2020	10/13/2020	10/14/2020	10/15/2020	10/16/2020
BORAH 101	5.0%	4.8%	5.5%	8.4%	11.7%
BRYAN 102	12.4%	9.2%	4.8%	7.3%	9.6%
DALTON 103	5.1%	4.2%	3.0%	4.8%	9.5%
FERNAN 104	6.4%	7.1%	0.1%	9.8%	11.8%
ATLAS 105	3.3%	2.7%	3.8%	5.7%	4.1%
RAMSEY 106	4.8%	5.7%	5.5%	5.0%	5.7%
SORENSEN 107	3.5%	1.4%	2.8%	4.9%	7.6%
WINTON 108	10.8%	8.7%	10.9%	7.7%	12.8%
HAYDEN MEADOWS 109	7.4%	5.5%	3.0%	4.1%	5.2%
SKYWAY 110	8.8%	4.9%	4.7%	5.4%	6.7%
NEXA 113	8.4%	7.2%	5.2%	6.4%	7.6%
TOTAL ELEMENTARY	8.8%	8.4%	5.2%	6.2%	8.1%

4 periods or more absent (2 periods for LCHS & Venture)					
SECONDARY	10/12/2020	10/13/2020	10/14/2020	10/15/2020	10/16/2020
CANFIELD 601	8.7%	8.2%	6.3%	8.7%	11.4%
LAKES 602	13.0%	14.6%	11.9%	15.1%	18.0%
WOODLAND 603	8.7%	10.7%	8.4%	7.4%	7.4%
CDA HIGH 401	8.5%	8.2%	5.5%	8.3%	8.9%
LAKE CITY HIGH 402	19.7%	19.5%	21.1%	23.9%	23.1%
VENTURE HIGH 491	20.9%	19.9%	0.0%	19.8%	25.7%
TOTAL SECONDARY	12.2%	12.8%	11.2%	13.4%	14.6%

10/12/20-10/16/20											
ELEMENTARY	Enr. #s	10/12/2020	%	10/13/2020	%	10/14/2020	%	10/15/2020	%	10/16/2020	%
BORAH 101	273	18	5.9%	13	4.8%	15	5.5%	23	8.4%	30	11.7%
BRYAN 102	314	39	12.4%	20	6.2%	15	4.8%	23	7.3%	30	9.6%
DALTON 103	338	17	5.1%	14	4.2%	10	3.0%	16	4.8%	30	9.5%
FERNAN 104	268	19	6.4%	21	7.1%	20	6.1%	20	6.8%	35	11.8%
ATLAS 105	368	12	3.3%	10	2.7%	13	3.6%	21	5.7%	16	4.1%
RAMSEY 106	439	21	4.8%	25	5.7%	24	5.5%	22	5.0%	25	5.7%
SORENSEN 107	268	10	3.5%	4	1.4%	8	2.8%	14	4.9%	22	7.6%
WINTON 108	312	33	10.6%	21	6.7%	34	10.9%	24	7.7%	40	12.8%
HAYDEN MEADOWS 109	363	27	7.4%	30	5.5%	11	3.0%	15	4.1%	19	5.2%
SKYWAY 110	468	41	8.6%	23	4.9%	22	4.7%	25	5.4%	31	6.7%
NEXA 113	404	28	6.4%	29	7.2%	21	5.2%	26	6.4%	30	7.6%
TOTAL ELEMENTARY	3557	261	6.8%	208	5.4%	206	5.2%	238	6.2%	313	8.1%

10/14/19-10/16/19											
ELEMENTARY	Enr. #s	10/14/2019	%	10/15/2019	%	10/16/2019	%	10/17/2019	%	10/18/2019	%
BORAH 101	349	20	5.8%	18	5.2%	25	7.2%	18	4.8%	23	6.6%
BRYAN 102	405	23	5.7%	17	4.2%	18	4.4%	14	3.5%	18	4.0%
DALTON 103	437	21	4.8%	23	5.3%	14	3.2%	12	2.7%	13	3.0%
FERNAN 104	425	23	5.4%	22	5.2%	26	4.7%	18	4.2%	25	5.9%
ATLAS 105	800	20	3.3%	14	2.3%	15	2.5%	23	3.8%	29	4.8%
RAMSEY 106	738	34	4.6%	19	2.6%	18	2.4%	30	4.1%	40	5.4%
SORENSEN 107	314	15	4.8%	14	4.5%	8	2.5%	8	2.5%	17	5.4%
WINTON 108	509	29	5.7%	17	3.3%	35	3.1%	21	4.1%	26	5.1%
HAYDEN MEADOWS 109	490	29	5.9%	21	4.3%	25	5.3%	18	3.7%	14	2.9%
SKYWAY 110	850	13	2.0%	10	1.5%	9	1.4%	18	2.5%	23	4.3%
NEXA 113	287	16	5.6%	13	4.5%	18	6.3%	14	4.9%	18	5.6%
TOTAL ELEMENTARY	5199	243	4.7%	188	3.6%	187	3.6%	190	3.7%	247	4.8%

10/12/20-10/16/20 4 periods or more absent (2 periods for LCHS & Venture)											
SECONDARY	Enr. #s	10/12/2020	%	10/13/2020	%	10/14/2020	%	10/15/2020	%	10/16/2020	%
CANFIELD 601	704	61	8.7%	58	8.2%	44	6.3%	61	8.7%	80	11.4%
LAKES 602	578	75	13.0%	89	14.9%	89	11.9%	87	15.1%	104	18.0%
WOODLAND 603	748	65	8.7%	80	10.7%	85	8.4%	55	7.4%	55	7.4%
CDA HIGH 401	1377	90	6.5%	86	6.2%	79	5.5%	87	6.3%	123	8.9%
LAKE CITY HIGH 402	1495	295	19.7%	292	19.5%	315	21.1%	357	23.9%	345	23.1%
VENTURE HIGH 491	148	31	20.9%	28	18.9%		0.0%	29	19.8%	38	25.7%
TOTAL SECONDARY	5048	617	12.2%	630	12.5%	567	11.2%	678	13.4%	745	14.6%

10/14/19-10/16/19 4 periods or more absent (2 periods for LCHS & Venture)											
SECONDARY	Enr. #s	10/14/2019	%	10/15/2019	%	10/16/2019	%	10/17/2019	%	10/18/2019	%
CANFIELD 601	863	51	5.9%	39	4.5%	45	5.2%	36	4.2%	41	4.8%
LAKES 602	704	50	7.1%	44	6.3%	39	5.0%	38	5.1%	50	7.1%
WOODLAND 603	905	51	5.6%	39	4.3%	48	5.3%	28	3.1%	54	6.0%
CDA HIGH 401	1439	70	4.9%	73	5.1%	170	11.8%	83	5.8%	91	6.3%
LAKE CITY HIGH 402	1860	85	5.1%	85	5.7%	15	0.9%	82	5.5%	107	6.4%
VENTURE HIGH 491	185		0.0%	34	18.3%	55	31.2%	37	19.9%	35	20.4%
TOTAL SECONDARY	5757	307	5.3%	324	5.6%	371	6.4%	312	5.4%	381	6.6%

Q & A Responses: (Cabinet responses to Trustee questions will be placed here and posted on the following Board Weekly Notes.)